

Bonn zoological Bulletin	Volume 60	Issue 1	pp. 35–61	Bonn, May 2011
--------------------------	-----------	---------	-----------	----------------

## The reptiles (Testudines, Squamata, Crocodylia) of the forested southeast of the Republic of Guinea (Guinée forestière), with a country-wide checklist

Wolfgang Böhme<sup>1,\*</sup>, Mark-Oliver Rödel<sup>2</sup>, Christian Brede<sup>3</sup> & Philipp Wagner<sup>1</sup>

<sup>1</sup> Zoologisches Forschungsmuseum Alexander Koenig, Adenauerallee 160, D-53113 Bonn, Germany

<sup>2</sup> Museum für Naturkunde, Leibniz Institute for Research on Evolution and Biodiversity at the Humboldt University Berlin, Invalidenstr. 43, D-10115 Berlin, Germany

<sup>3</sup> Medizinische Klinik und Poliklinik II, Zentrum für Experimentelle Molekulare Medizin, Zinklesweg 10, D-97078 Würzburg, Germany

\* Corresponding author: E-mail: w.boehme.zfmk@uni-bonn.de.

**Abstract.** During several herpetological surveys in the forested southeast of the Republic of Guinea (Guinée Forestière) we recorded 64 species of reptiles (two chelonian, 16 lizard and 45 snake species as well as one crocodile species). They are presented in a commented list with documentation of the respective voucher material and with taxonomic and/or ecological information. Our record of the softshell turtle *Trionyx triunguis* is the second one for Guinea and the first for Guinée Forestière, the forest-dwelling gecko *Cnemaspis occidentalis* and the lacertid lizard *Holaspis guentheri* are likewise the respective second Guinean record of these species. The Forest Nile Monitor *Varanus ornatus* is documented for the first time in Guinea. The ground boa *Calabaria reinhardtii* is again the second country record but the only voucher specimen available for study. Moreover, we present a country-wide checklist of the reptiles of the Republic of Guinea combining literature records with our own material. It documents the occurrence of 128 reptilian species (seven chelonian, 30 lizard, 88 snake and three crocodile species). Remarkable are photographic records of a probably new, undescribed gecko species of the genus *Hemidactylus*. The skink *Trachylepis keroanensis*, formerly a synonym of *T. perroteti*, proved to be a distinct species belonging to the *T. buettneri/sudanensis* group. Finally, we provide a list of fishes found in Ziama Forest partly recovered from the stomachs of natricid snakes.

**Key words.** Reptilia; Republic of Guinea; Ziama Forest; country-wide checklist; list of Ziama Forest fishes.

### INTRODUCTION

The Republic of Guinea belongs to the lesser known countries in West Africa (see Barnett et al. 1994 and references therein). Despite its variety of landscapes which range from dry savannas in the northeast to marshy mangrove areas in the west, and through the remarkable Fouta Djallon highlands to the forested areas in the southeast (Lamotte et al. 1962, Porembski et al. 1994, 1995), only few reptile collections have been made in this country. It is characteristic of this low level of zoological exploration that Guinea did not even “exist” in the country list of Welch’s (1982) “Herpetology of Africa”! The only region where comparatively much work has been done, is the Mt. Nimba range in the extreme southeast where Guinea, Liberia and Ivory Coast meet (in part Villiers 1950, Angel et al. 1954 a,b, Lamotte 1983 for a summary, and Ineich 2003 for a recent summary including also the Ivorian and Liberian parts of this important mountain range). Whereas the amphibian fauna of Guinea received considerable attention in recent years (Rödel & Bangoura

2004a; Rödel et al. 2004, 2009, 2010; Hillers et al. 2006, 2008 a, b, c, plus many so far unpublished surveys and data), the reptiles of this country remained poorly known. Among the few sources reporting (at least partly) reptilian voucher material from Guinea exceeding the Mt. Nimba range are the papers by Mocquard (1908), Klaptocz (1913), Chabanaud (1916, 1917, 1918, 1920, 1921), Parker (1939), Villiers (1950), Grandison (1956), Condamin (1959), and Greenbaum & Carr (2005).

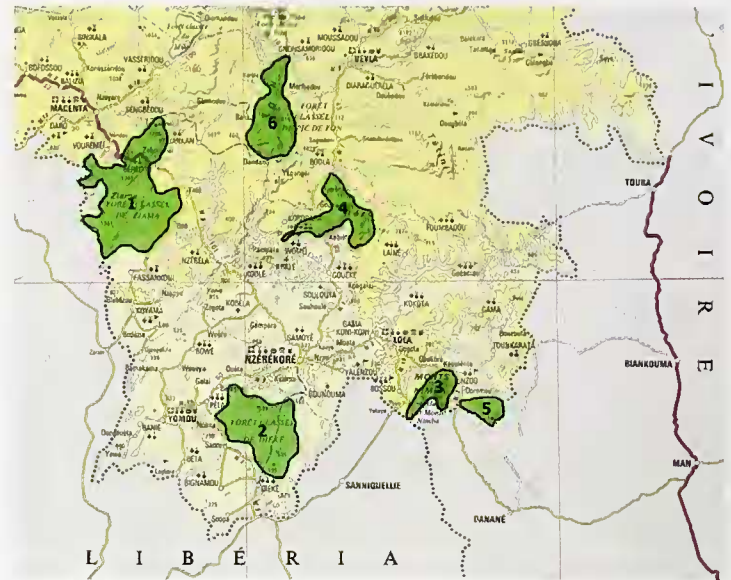
In October 1993, the first author (WB) had the opportunity to visit the Republic of Guinea relatively shortly after major political changes in the country enabling him to work as the first herpetologist in Guinea again, after the French workers in the colonial 1950-ies. He was invited by Dr. Wilfried Bützler as a so-called short-time expert to do a survey of amphibians and reptiles within a project of PROGERFOR (=Projet de Gestion des Ressources Forestières), Conakry, in the two southeastern rain forests

Forêt de Ziamia and Forêt de Diécké. During this mission, also the Nimba Mts. were briefly visited. An itinerary can be found in the project report by Böhme (1994 a). So far, only few aspects of this mission have been published, viz. accounts on some remarkable frogs and skinks collected during the stay (Böhme 1994 b, c), including a skink which proved to be new to science (Böhme et al. 2000). Moreover, a study of the spcciose snake community found in Ziamia forest was published (Böhme 2000), containing several new country records. In addition, some more specimens and important voucher photographs of reptiles were subsequently provided by W. Bützler and his mammalogical colleague Dr. Henning Vierhaus, Soest. All these materials are deposited in the Zoologisches Forschungsmuseum A. Koenig in Bonn (ZFMK). A few further specimens were traced in the Zoological Museum of the University of Copenhagen (ZMUC) which had been collected and sent to Denmark in the 1950-ies by the Danish zoologist/entomologist Herold Olsen who was a resident of N'Zérékoré, SE Guinea (see Böhme 1994 b). He had kept there, in his "Centre Entomologique" in N'Zérékoré also some herpetological specimens which were guarded, after his death, along with his other collections, by two Guinean women formerly employed by him, still in 1993 (see Böhme 1994 b).

In 2003, the second author (MOR) started visiting Guinea, and carried out herpetological surveys with a main focus on amphibians in several southeastern forested areas (Forêt de Diécké, Mt. Béro, Forêt de Déré, Pic de Fon – Simandou Range, Mt. Nimba: see Rödel et al. 2004, Rödel & Bangoura 2004a, b, 2006). The third author (CB) surveyed amphibians on Mt. Nimba (2007), Pic de Fon and Mt. Tétini (2008) and the Fouta Djallon and Ziamia forest (2010). The amphibian collections have partly been published (Rödel et al. 2004 and see above), while some reptile specimens which were also collected (see Rödel & Bangoura 2004b, 2006) and donated to ZFMK and the Museum für Naturkunde Berlin (ZMB), plus records of non-collected reptile specimens (photo records) are also included in the present paper.


Apart from the mostly silvicolous reptile fauna from SE Guinea, some specimens were found or observed between Conakry and Macenta by Wilfried Bützler, Henning Vierhaus and Wolfgang Böhme. These were *Hemidactylus* sp. (nov.?) from Coyah (photographic voucher see Figs 27–28); *Bitis arietans* between Kissidougou and Guéckédou: photographic voucher; *Crotaphopeltis hotamboeia* (ZFMK 54897) and *Psammophis* cf. *phillipsi* (ZFMK 56137) from Kissidougou; *Toxicodryas pulverulentus* from 25 km southeast of Guéckédou (ZFMK 56136).

Museum Koenig had also received a small number of specimens collected in winter 1996/97 by G. Nikolaus in



**Fig. 1.** Map of SE Guinea (Guinée Forestière) with the forest regions surveyed: 1. Ziamia Forest, 2. Diécké Forest, 3. Mt. Nimba, 4. Mt. Béro, 5. Déré Forest, 6. Pic de Fon (map: P. Wagner).

the Haut Niger National Park. These specimens, including the first record of the black mamba for Guinea, were left by us for publication to Eli Greenbaum to complement his and J.L. Carr's paper on the herpetofauna of this park (see Greenbaum & Carr 2005). They are summarized here



**Fig. 2.** Village of Sérédou, Ziamia Forest, with forested slopes in background (Photo: W. Böhme).





**Fig. 3.** “Antenna hill” at Sérédou, submontane forest with the tree fern *Cyathea manniana* (Photo: W. Böhme).

for completeness’ sake: *Agama agama* (ZFMK 64473–479), *Chamaeleo gracilis* (ZFMK 64489), *Varamis exanthematicus* (ZFMK 64471: head only), *V. niloticus* (ZFMK 66470), *Crotaphopeltis hotamboeia* (ZFMK 64467–468), *Grayia smithii* (ZFMK 64465–466), *Philothamnus irregularis* (ZFMK 64469), *Psammophis el-*



**Fig. 4.** Inundated lowland forest at Malweta village, Ziama Forest (Photo: W. Böhme).

*egans* (ZFMK 64462–464), *Dendroaspis polylepis* (ZFMK 64459–460), *Elapsoidea semiannulata* (ZFMK 64461), and *Bitis arietans* (ZFMK 64472).

Some more single specimens from near Kindia had been donated to ZFMK also by Dr. Guy Kremer, Luxembourg: *Chamaeleo gracilis* (ZFMK 87583–584), *C. senegalensis* (ZFMK 87581–582). Particularly remarkably: Sébastien Trape, Dakar, kindly donated a specimen of the rare *Agama insularis* from the Los islands to ZFMK where it has been catalogued under ZFMK 88247.

Within forested SE Guinea (Fig. 1), the focus of this paper is on Ziama Forest which turned out to house a particularly speciose snake community (42 species: see Böhme 2000), at least in regard of the short periods spend for collecting. Ziama Forest is a hilly, forested area (ca. 1300 km<sup>2</sup>, up to ca. 1600 m a.s.l., with about 70.500 ha dense forest: ATLANTA Consult 1988) ranging from Macenta in the north to N’Zébéla in the south, and encompassing the small town Sérédou (Fig. 2) with its so-called “Mont d’antenne” (on which the local wireless mast is located) (Fig. 3) and several villages: Balassou a few km in the north, Malweta in the south (characterized by swampy forest: Fig. 4) and Souzunuzou in the west of Sérédou. Primary forest is best preserved on slopes (Fig. 5). Moreover, Diécké Forest (700 km<sup>2</sup>) and the western slope of Mt. Nimba (Fig. 6) were visited during the mission of WB in Oct. 1993.

Further Guinean sites were surveyed with a main emphasis on amphibians. From 27 November to 6 December 2002, in autumn 2004 and in September 2008 we surveyed the Simandou Mountain Range, which extends for 100 km from Komodou in the north to Kouankan in the south. The altitudinal range is about 600 m with the Pic de Fon at the southern part being the highest peak (1,656 m a.s.l.: Fig. 7). Approximately 25,600 ha of this forest were protec-



**Fig. 5.** Ziama Forest near Sérédou: reforestation of fire-degraded foreground with *Terminalia* sp., slopes in the background still with primary forest (Photo: W. Böhme).





Fig. 6. Mt. Nimba, at 1750 m (Photo: W. Böhme).

ted in 1953, but larger parts are currently explored for iron ore. The Simandou range is in the transition between the forest and savanna zones, offering a wide range of different habitat types. Especially the rain and montane gallery and ravine forest on the western slopes range far more North than anywhere else in West Africa (for more details see Rödel & Bangoura 2004a, b and literature cited therein). Three other forest sites were surveyed in November/December 2003: The Diéeké Classified Forest, situated about 25 km south of N'Zérékoré, comprises an area of 59,143 ha, with a mean altitude of 400–500 m a.s.l. The reserve comprises (almost) primary as well as secondary and highly degraded rainforest (for more details see Rödel et al. 2004). Currently it is under mining prospecting activities. The Mont Béro Classified Forest (26,850 ha) is situated at the northern limit of the rainforest zone, 56 km north of N'Zérékoré, 52 km south of Beyla and 40 km west of Lola. Its highest elevation is 1,210 m a.s.l. The dominant habitat types are semi-evergreen forest (Fig. 8) and savanna (Rödel et al. 2004). The Déré Classified Forest is situated at the eastern base of Monts Nimba and di-



Fig. 7. Pic de Fon showing rain forest remnants (Photo: M.-O. Rödel).

rectly borders Ivory Coast. It comprises lowlands and hillsides (highest peak Mont Tiéton, 740 m a.s.l.). Originally the vegetation consisted of evergreen rainforest, but most of the reserve is now in a very degraded state. From 22 April to 12 Mai 2005 we surveyed several sites in the Préfecture de Boké in north-west Guinea: Sarabaya (Rio Kapatehez), Kamsar et Boulléré. The survey focused on the (few) remaining forested sites and humid zones (for details see Hillers et al. 2006, 2008e). CB surveyed further sites in southeastern Guinea incl. Simandou and Mt. Nimba, the Zياما forest, and several sites in the Fouta Djallon.



Fig. 8. Mt. Béro with one of its mountain creeks (Photo: M.-O. Rödel).

This paper aims to make the faunistic and autecological data of our material available, and to summarize the current state of knowledge of the reptile fauna of the Republic of Guinea in the form of a checklist.



Fig. 9. *Kinixys erosa* from Diéeké Forest (Photo: M.-O. Rödel).



## COMMENTED SPECIES LIST

## Testudines

## Testudinidae

Three species of tortoises, all of the genus *Kinixys*, are known from Guinea. While *K. belliana* is known from the drier north (Chabanaud 1921, Greenbaum & Carr 2005), the forest species *K. homeana* has been recorded by Chabanaud (1921) from N'Zébéla just south of Zياما Forest. The third species is likewise silvicolous:

*Kinixys erosa* (Schweigger, 1812)

Material examined: voucher photographs only.

Remarks: Several photographs by W. Bützler, document the occurrence of this species in Zياما Forest near Sérédou where it does not seem to be rare: a hatchling from December 1991, and two adults in March 1995. MOR found it in Diécké Forest (Fig. 9). Villiers (1958) gave only the imprecise information “depuis Sierra Leone jusq'au Nord de l'Angola” et à Uganda. Cité aussi de Gambie (?). The latter questionable record is cited as a fact by Wer-muth & Mertens (1961): “Von Gambia südwärts bis Belgisch-Congo”. In contrast, Pritchard (1979) listed the countries with reliable records separately: in West Africa only Ivory Coast, Liberia and Sierra Leone. Ineich (2003), however, recorded two specimens from the Guinean part of Mt. Nimba, thus proving the existence of *K. erosa* in this country. Our photographic vouchers provided the second Guinean locality and the first site outside of Mt. Nimba. However, recent work revealed this tortoise to be more broadly distributed in Guinée forestière, viz. also in Déré and Diécké Forests as well as on Mt. Béro (Rödel & Bangoura 2006).



**Fig. 10.** *Trionyx triunguis* from Zياما Forest (Photo: W. Bützler).

## Trionychidae

*Trionyx triunguis* (Forsskal, 1775)

Material examined: voucher photographs only.

Remarks: Again, a photograph by W. Bützler (Fig. 10) documents the occurrence of this softshelled turtle in Zياما Forest. In his monograph on this species, Gramentz (2005) enumerates the distributional records for each country from which *T. triunguis* is known, Guinea not being among them. However, Guinea Bissau, Sierra Leone and Liberia are (see also Loveridge & Williams 1957) so that the presence in Guinea is not unexpected. The first documented record from Guinea is by Greenbaum & Carr (2005) who found it in the Parc National Haut Niger, our record from Zياما representing the second for the country and the first for Guinée forestière.

## Squamata

## Agamidae

There are four nominal species of the genus *Agama* known from Guinea: *Agama agama* (Linnaeus, 1758), *A. cristata* Mocquard, 1905, *A. insularis* Chabanaud, 1918, and *A. sankaranica* Chabanaud, 1918. While *Agama agama* is a species complex common but nonetheless taxonomically problematic (see below), *A. cristata* (Pays Sankaran) and *A. insularis* (Los Islands off Conakry, Kindia) are geographically very restricted. Morphologically, *A. bonlengeri* from Mali and Mauritania seems to be their sister taxon (Wagner et al. 2009). We want to stress here that we disagree with Barabanov (2008) who proposed a new name for *A. cristata* claiming its preoccupation by *A. cristata* Merrem, 1820 (= *Corythophanes cristatus*, Iguania: Corythophanidae) as *A. maria*. Our argumentation is found in Wagner & Böhme (2009). *A. sankaranica*, finally, is known from several localities in Guinea (Moussaia/Pays Sankaran, Kankan, Kérouané, Beyla, Macenta, and between Macenta and N'Zébéla (Chabanaud 1921). The two latter sites are in the forest zone, the last one even at the southern edge of Zياما Forest which is remarkable for a species considered to be a savanna form (Grandison 1968, Hoogmoed 1968, Joger 1979, Joger & Lambert 2002). Grandison (1968) overlooked Chabanaud's (1921) records and cited only the original description of *A. sankaranica*. Rödel & Bangoura (2006) recorded *A. sankaranica* also from Mt. Béro.

*Agama agama* (Linnaeus, 1758) complex

Material examined: ZFMK 56080–088, Sérédou; ZFMK 56127–128, N'Zérékoré, W. Böhme coll. 6–26 Oct., 1993.



Remarks: The “margouillat” of the local people is widely distributed and very common in human habitations (major cities as well as small villages), forest edges and clearings which it penetrates from its primary savanna habitats along roads.

*A. agama* is in urgent need of revision and is likely to contain more than one species also in West Africa (for East Africa members of the species complex see e.g. Böhme et al. 2005). This view is strongly supported by a female described by Klaptočz (1913) possessing more than twice as big scales as compared to other specimens from the same locality. Similarly big-scaled agamas have been photographed also by Dr. Guy Kremer (pers. comm.) in the western parts of Guinea. Attributing available names to the Guinean population(s) (*africana* Hallowell, *bocourti* Rochebrune, *savattieri* Rochebrune) seems premature before completion of a major revision currently carried out by one of us (PW).

### Chamaeleonidae

*Chamaeleo gracilis* Hallowell, 1844

Material examined: ZFMK 56142, subadult, forest near Malweta, southern Ziam Forest, W. Böhme coll. 6–26 Oct., 1993.

Remarks: *C. gracilis* is the only chameleon in West Africa living also in moist, forested areas where it seems to be rare. Only four other localities have been reported from Guinée forestière, viz. Mt. Nimba (Angel et al. 1954 a), Mt. Béro (Rödel & Bangoura 2006) and two sites in the western Guinean region of Boké (Hillers et al. 2006). Also Klaptočz (1913) got only one specimen in the moist savanna near Dabola (140 km E of Mamou) and called it rare and even unknown to the locals. In contrast, Dr. Guy Kremer (pers. comm., see ZFMK vouchers mentioned above) found it, along with the rarer *C. senegalensis*, to be more common near Kindia. A further specimen, also from a savanna habitat in PN Haut Niger has also been mentioned above. In the savanna areas of the Simandou range *C. senegalensis* was the only chameleon species recorded so far (Rödel & Bangoura 2004b; CB further unpubl. data).

### Gekkonidae

*Cnemaspis occidentalis* Angel, 1943

Material examined: ZMB 75507, Mt. Nimba, 1274 m a.s.l., L. Sandberger coll. 5 August 2008.



Fig. 11. *Hemidactylus fasciatus*, juvenile from Mt. Nimba (Photo: C. Brede).

Remarks: Recorded from the Mt. Nimba area already by Ineich (2003).

*Hemidactylus angulatus* Hallowell, 1854

Material examined: ZFMK 56368, 56140–141, 62172, Sérédou; ZFMK 56129–131, N'Zérékoré; ZFMK 60766, forest near Sérédou, W. Böhme coll. 6–26 Oct. 1993; ZFMK 82162: Diécké Forest (07E35'46.9"N, 08E52'18.8"W), 454 m asl., degraded forest, M.-O. Rödel & M.A Bangoura coll. 24 Nov. 2003.

Remarks: *H. angulatus* proved to be common in both forest areas visited. It was found on house walls and also within houses and lived in partial syntopy with *H. mabonia*, but seemed to be more numerous than the latter. The specimens from Diécké Forest were included in the table by Rödel & Bangoura (2006) as *H. brooki* of which *H. angulatus* figured as a subspecies before. Under the same name the species has been likewise listed from western Guinea (Hillers et al. 2006).

*Hemidactylus fasciatus* Gray, 1842

Material examined: ZFMK 82161, Diécké Forest (see above), 454 m a.s.l., degraded forest, M.-O. Rödel & M.H. Bangoura coll. 24 Nov. 2003.

Remarks: This record was already mentioned in the table provided by Rödel & Bangoura (2006). A further speci-



men, likewise from Diécké Forest, was found by WB preserved in the "Centre Entomologique" of Herold Olsen in N'Zérékoré. MOR observed the species to be not uncommon within the forests of the Simandou range and CB took pictures of a juvenile on Mt. Nimba (Fig. 11).

*Hemidactylus mabouia* (Moreau de Jonnés, 1818)

Material examined: ZFMK 72303, Mt. Nimba, Gbakoro, N'Zo and Zougoué, 500 m a.s.l., native collector 26–30 Aug. 1999.

Remarks: Not recorded from Mt. Nimba area by Ineich (2003). As already stated above, *H. mabouia* lives in syntopy with *H. angulatus* on the same housewalls in N'Zérékoré, but in lesser numbers. Rödel & Bangoura (2006) found it in Diécké Forest. In Sérédou, where *H. angulatus* is common in human habitations, *H. mabouia* seemed to be completely absent.

*Hemidactylus muriceus* Peters, 1870

Material examined: ZFMK 58617, Diécké Forest, W. Böhme coll. 15 Oct. 1993; ZFMK 82171, Mt. Béro (8E8'20.7"N, 8E34'23.7"W), river and gallery forest, M.A. Bangoura & M.-O. Rödel coll. 1 Dec. 2003; ZFMK 82163, Diécké Forest (7E35'46.9"N, 8E52'18.8"W), 454 m asl., degraded forest, M.A. Bangoura & M.-O. Rödel coll. 21–23 Nov. 2003; ZFMK 82164, Diécké Forest, (7E35'43.6N, 8E51'52.3"W), creek in good forest, M.A. Bangoura & M.-O. Rödel, 27 Nov. 2003.

Remarks: There has been much confusion as to the identity of *H. muriceus*, *H. echinus* and *H. pseudomuriceus*; ZFMK 58617 was the first unambiguous specimen of *H. pseudomuriceus* from Guinea (Henle & Böhme 2003), followed now by the two additional voucher specimens from Mt. Béro Classified Forest (Rödel & Bangoura 2006). Further specimens of this forest gecko have been observed in the lowland forests of Mt. Nimba (MOR), and the Pic de Fon/Simandou range (Rödel & Bangoura 2004b).

**Scleroglossa**  
**Lacertidae**

*Holaspis guentheri* Gray, 1863

Material examined: ZFMK 60563, near Sérédou, W. Bützler coll. Jan./Apr. 1995.

Remarks: One further specimen was observed by WB on a big fallen tree trunk near Malweta but could not be col-

lected, despite the unusually low habitat structure of this otherwise strictly canopy-dwelling lizard. A specimen from Diécké Forest collected by H. Olsen (ca. 1950) is kept in ZMUC. For Guinea, this species was before only recorded from the Mt. Nimba region (Angel et al. 1954; see also Ineich 2003).

**Scincidae**

*Cophoscincopus durus* (Cope, 1862)

Material examined: ZFMK 82165, Diécké Forest, 454 m asl., 7E35'46.9"N, 8E52'18.8"W, degraded forest, M.A. Bangoura & M.-O. Rödel coll. 21.–23 Nov. 2003; ZFMK 82166, Diécké Forest, 7E35'43.6"N, 8E51'52.3", creek in good forest, M.A. Bangoura & M.-O. Rödel coll. 27 Nov. 2003.

Remarks: For distribution in West Africa and sympatry with the two congeners listed below see Böhme et al. (2000: map) and Ineich (2003).

*Cophoscincopus greeri* Böhme, Schmitz & Ziegler, 2000

Material examined: ZFMK 57599, male (holotype): Mt. Nimba, 1800 m asl., W. Böhme coll. Oct. 1993; ZMB 75500–7501, Mt. Nimba, A. Hillers coll. May 2006.

Remarks: The male holotype was earlier tentatively assigned to *C. simulans* by Böhme (1994 c). The *C. simulans* female figured in the same paper (ZFMK 57843), however, proved actually to belong to this revalidated species, so that the photographs showing ZFMK 57599 during alternate copulations with this female document a voluntary interspecific pairing.

*Cophoscincopus simulans* (Vaillant, 1884)

Material examined: ZFMK 56148, 57843, females, Malweta south of Sérédou, W. Böhme coll. 2–26 Oct 1993; ZFMK 82167, Diécké Forest, 7E35'43.6"N, 8E51'52.3"W, creek in primary forest, M.A. Bangoura & M.-O. Rödel coll. 27 Nov. 2003; ZFMK 82168–170, Mt. Béro, 8E8'20.7"N, 8E34'23.7"W, river and gallery forest, M.A. Bangoura & M.-O. Rödel coll. Dec. 2003; ZFMK 82178–180, Déré Forest, 444 m asl., 7E36'13.2"N, 8E12'42.3"W, M.A. Bangoura & M.-O. Rödel coll. 17 Dec. 2003; ZMB 75502–77505, Mt. Nimba, A. Hillers coll. May 2006.



Remarks: For the West African distribution and sympatry with the two above congeners see Böhme et al. (2000: map) and Ineich (2003).

*Panaspis nimbensis* (Angel, 1944)

Material examined: ZFMK 56147, Sérédou, on PROGERFOR compound under leaf litter. W. Böhme coll. Oct. 1993.

Remarks: This little skink was described from Nimba Mts. (Angel 1944, Angel et al. 1954 a), and Ineich (2003) summarized the Guinean voucher material of MNHN which is entirely from the Mt. Nimba area. After 40 years, our Zياما specimen is the first from outside of Nimba Mts. (see Böhme 1994 c). *P. nimbensis* is otherwise known from Ivory Coast (Perret 1973).

*Trachylepis affinis* (Gray, 1838)

Material examined: ZFMK 56143–145, Sérédou, W. Böhme coll. 2.–26. Oct 1993; ZFMK 58611–612, Diécké Forest, W. Böhme coll. 2–26 Oct. 1993.

Remarks: A common species (see also Rödel & Bangoura 2006) with a wide variety of habitats occupied, from primary forest where it lives on the ground as well as on high tree trunks (see Figs. in Böhme 1994 a, c) to secondary forests, bushland and human habitations (housewalls). In primary forests the species is usually restricted to more open sites such as tree fall gaps (MOR, unpubl. data).

*Trachylepis maculilabris* (Gray, 1845)

Material examined: ZFMK 56146, Sérédou, W. Böhme coll. 2–26 Oct. 1993.

Remarks: Proved to be much rarer in SE Guinea (in contrast to e.g. Cameroon: see Herrmann et al. 2005) than *T. affinis*, and the voucher specimen was the only specimen seen. In comparison to *T. affinis*, this species is more closely connected to forest.

**Amphisbaenidae**

*Cynisca cf. liberiensis* (Boulenger, 1878)

Material examined: ZFMK 60564, Zياما Forest near Sérédou. W. Bützler coll. Jan./Apr. 1995.

Bonn zoological Bulletin 60 (1): 35–61

Remarks: Found in the stomach of a roadkilled *Polemon acanthias* (ZFMK 60567).

The prey as well as its predator have been badly damaged by the vehicle that killed the snake. The head of the amphisbaenian is additionally damaged by beginning digestion within the snake, one mandible being already freely macerated, without teeth. We assign this specimen with some reservation to *Cynisca liberiensis* because this species is known from two Mt. Nimba localities: Angel et al. (1954 a) reported it from Pierré-Richaud and from Kéoulenta as *C. lamottei* (Angel, 1943), a name which has been synonymized by Gans (1987) with *C. liberiensis* and has been considered to be subspecifically valid by Ineich (2003). The diagnostic characters given by Gans (1987) can mostly not be verified any more, however, two characteristics still visible in our specimen (“small, relatively slender” and “some specimens showing mottling of the dorsal segments”) do at least not argue against our tentative assignment. Recovery of intact specimens from Zياما Forest has to be awaited for.

**Varanidae**

*Varanus ornatus* (Daudin, 1803)

Material examined: ZFMK 56028, Sérédou (Mt. d’Antenne), native collector coll. 6–26 Oct. 1993, ZFMK 56029–030 (juvs.), Sérédou (agricultural area), native collectors coll. 18 Oct. 1993.

Remarks: The adult male ZFMK 56028 had been caught in a poacher’s noose in primary forest on the “Antenna Hill”, Sérédou. The juveniles were brought by Sérédou locals to the PROGERFOR compound. Further juveniles have been observed by WB nearby at Malweta river, and a juvenile specimen collected in Diécké Forest was also found in the “H. Olsen Entomological Center” in N’Zérékoré. All specimens seen showed the dorsal pattern of only five oblique rows of light ocelli, and the voucher specimens checked have a whitish to flesh-coloured tongue, both characters being diagnostic for *V. ornatus* which meets its parapatric sister species *V. niloticus* in Guinea (Böhme & Ziegler 1997, see also Greenbaum & Carr 2005). Whereas the latter has already been termed common by Chabanaud (1921) and is also represented in our Haut Niger National Park material (see above, and Greenbaum & Carr 2005), the *ornatus* specimens are the first representatives of the forest species *V. ornatus* documented for the country.





**Fig. 12.** *Typhlops liberiensis*, Diani River, near Nzérékoré (Photo: W. Böhme).

### Typhlopidae

*Typhlops liberiensis* (Hallowell, 1848)

Material examined: ZFMK 56090, adult female. Sérédou, W. Böhme coll. 12 Oct. 1993; ZFMK 56135, Diani River, W. Böhme coll. 13 Oct. 1993.

Remarks: The taxonomic status of this irregularly speckled blind snake (Fig. 12) is not yet stable. Sometimes it is also regarded to be a subspecies of *T. punctatus*, or even of *T. congestus* (see Ineich 2003).

*Typhlops punctatus* Leach, 1819

Material examined: ZFMK 58620, Sérédou, W. Bützler coll. Aug./Nov. 1994.

Remarks: Another specimen of this taxon was seen in the H. Olsen collection in N'Zérékoré.

### Boidae

*Calabaria reinhardtii* (Schlegel, 1848)

Material examined: ZFMK 56042, north of Sérédou (on road to Macenta) through primary forest, W. Bützler coll. 25 Oct. 1993.

Remarks: A second individual was seen in the "Centre Entomologique" in N'Zérékoré (H. Olsen coll.). According



**Fig. 13.** *Python sebae*, subadult specimen from Mt. Nimba (Photo: C. Brede).

to Ineich (2003), a third specimen was collected at Ziéla, Mt. Nimba; it is not kept in MNHN but "dans les collections guinéennes du mont Nimba (Lamotte, comm. pers. 09/97)". Thus, our specimen from Sérédou, though badly damaged as a roadkill, is the only Guinean specimen available for study.

### Pythonidae

*Python sebae* (Gmelin, 1789)

Material examined: Photographic voucher.

Remarks: In the Mt. Nimba area, a subadult rock python could be photographed by CB (Fig. 13).

### Lamprophiidae

*Bothrophthalmus lineatus* Peters, 1863

Material examined: ZFMK 56094, south of Sérédou, Malweta village, W. Böhme coll. 6–26 Oct. 1993; ZFMK 58615, Diécké Forest, H. Vierhaus coll. Apr. 1994; ZFMK 82159, Diécké Forest (7.35 N; 8.51 W), M.A. Bangoura & M.-O. Rödel coll. 27 Nov. 2003 (Fig. 14).

Remarks: Some authors, including Angel et al. (1954 b) and Ineich (2003), refer to this snake as *B. lineatus lineatus*, which implies conspecificity of the central African





**Fig. 14.** *Bothrophthalmus lineatus*, ZFMK 82159, from Diécké Forest (Photo: C. Brede).

taxon *brunnens*. However, as east of the distribution range of the latter (eastern DRC, Ruanda) again typical *lineatus* are found, we prefer to regard both distinct forms as separate species.

ZFMK 56094 contained remains of an unidentified small rodent.

*Lamprophis lineatus* (Duméril, Bibron & Duméril, 1854)

Material examined: ZFMK 56125 and 56126, Ziama Forest south of Sérédou: Malweta village, W. Bützler coll. 1991/92 and W. Böhme 6–26 Oct. 1993, respectively.

*Lamprophis olivaceus* (Duméril, 1856)

Material examined: 56121–122, Ziama Forest north of Sérédou: Balassou village, W. Böhme coll. 6–26 Oct. 1993; 58610, Ziama Forest west of Sérédou: Soundédou village, W. Bützler leg. Apr. 1994.



**Fig. 15.** *Lycophidion* sp., ZMB 75508 from Mt. Tétini, Déré Forest (Photo: C. Brede).

Bonn zoological Bulletin 60 (1): 35–61

*Lamprophis virgatus* (Hallowell, 1854)

Material examined: ZFMK 56123, Ziama Forest south of Sérédou: Malweta village, W. Böhme coll. 6–26 Oct. 1993; ZFMK 56264, same locality, W. Bützler coll. Nov. 1993; ZFMK 57809, Sérédou, W. Böhme coll. 6–26 Oct. 1993; ZFMK 60556 and 60770, same locality, W. Bützler coll. Jan./Apr. and June/Aug. 1994 respectively.

Remarks: ZFMK 57809 was recovered from the stomach of a *Mehelya guirali* (ZFMK 56041).

*Lycophidion* sp.

Material examined: ZMB 75508, Mt Tétini, N 08°20.348', W 08°22.741', gallery forest, small river, rapids, some swampy areas, C. Brede, M.A. Bangoura, J. Doumbia coll. 21 Sep. 2008.

On Mt. Tétini we collected a snake (Fig. 15) where pholidosis was closest to *L. irroratum*. However, we recorded distinct differences in scalation and colour pattern, compared to Chippaux (2001) or *L. irroratum* specimens known to us from other West African localities, e.g. Comoé National Park, Ivory Coast (SMNS 8469.1–2, Rödel et al. 1995, 1999) or Pendjari National Park, Benin (MOR, unpubl. data). The taxonomic status of this snake needs further investigation.

*Mehelya guirali* (Mocquard, 1887)

Material examined: ZFMK 56041, Ziama Forest near Sérédou, road in primary forest, W. Böhme coll. 6–26 Oct. 1993; ZFMK 58627, Ziama Forest near Sérédou, W. Bützler coll. Dec. 1994.

Remarks: ZFMK 56041 had a *Lamprophis virgatus* (ZFMK 57809) in its stomach.

The above two specimens (ID verified by B. Hughes) were mentioned by Böhme (2000) as the first country record of this species. Five more specimens from the Guinean and Liberian part of Mt. Nimba are kept in MNHN (Ineich 2003).

*Mehelya poensis* (Smith, 1847)

Material examined: ZFMK 56111, south of Sérédou: Malweta village, W. Böhme coll. 6–26 Oct 1993; ZFMK





**Fig. 16.** *Dasyteltis scabra*, ZFMK 75496, from Mt. Nimba (Photo: M.-O. Rödel).

60569, Ziama Forest near Sérédou, W. Bützler coll. Jan./Apr. 1995.

Remarks: ZFMK 56111 (ID verified by B. Hughes) contained unidentifiable remains of a snake.

*Mehelya stenophthalmus* (Mocquard, 1887)

Material examined: ZFMK 56112, south of Sérédou: Malweta village, W. Böhme coll. 6–26 Oct. 1993.

**Colubridae**

*Crotaphopeltis hotamboeia* (Laurenti, 1768)

Material examined: ZFMK 54896, Sérédou, H. Vierhaus coll. 4 Aug. 1992; ZFMK 56116–120, Ziama Forest south of Sérédou: Malweta village, W. Böhme coll. 6–26 Oct. 1993; ZFMK 60568, Ziama Forest near Sérédou, W. Bützler coll. Jan./Apr. 1995; ZFMK 62173–175, Sérédou, W. Bützler coll. Nov./Dec. 1995.

Remarks: With ten specimens from Ziama Forest the second most common snake of our survey. Three specimens had food items in their intestinal tracts: ZFMK 54896 anuran and insect remains, ZFMK 56116 one *Amietophrynus maculatus*, and ZFMK 60568 unidentifiable remains of a mouse.

*Dasyteltis fasciata* Smith, 1849

Material examined: ZFMK 56048, Ziama Forest south of Sérédou: Malweta village, W. Böhme coll. 2–26 Oct. 1993.

Remarks: First reported for Guinea by Böhme (2000). Ineich (2003) recorded three MNHN specimens from the Mt. Nimba area. One was catalogued in 1943 and reidentified by C. Gans, the two others in 1962. The identification of our specimen, the only Guinean one known from outside of Mt. Nimba, was verified by B. Hughes. Recently, Trape & Mané (2006 a) reported and figured a specimen from Ziama Forest.

*Dasyteltis scabra* (Linnaeus, 1758)

Material examined: ZMB 75496, Mt. Nimba, Grand Rocher, 1600 m a.s.l., M.-O. Rödel & L. Sandberger coll. 1 Jul. 2007.

Remarks: Reported from Mt. Nimba by Ineich (2003). The colour pattern of our voucher specimen (Fig. 16) is very similar to the specimen figured by Trape & Mané (2006 a, Fig. 5c) as *D. cf. scabra*.

*Dipsadoboa brevirostris* (Sternfeld, 1908)

Material examined: ZFMK 56096, Ziama Forest south of Sérédou: Malweta village, W. Böhme coll. 6–26 Oct. 1993; ZFMK 82173, Mont Béro, 8E08'23.7 N, 8E34'23.7 W), M.A. Bangoura & M.-O. Rödel coll. 30 Nov. 2003.

Remarks: ZFMK 56096 is a gravid female with three eggs inside. The specimens fit the description of *Leptodira guineensis* Chabanaud, 1920, described from the neighbouring Diécké Forest. This taxon was synonymized with *brevirostris* Sternfeld by Rasmussen (1989, see also Rasmussen 1994). Not listed for Mt. Nimba (Angel et al. 1954 b, Ineich (2003).

*Dipsadoboa unicolor* Günther, 1858

Material examined: ZFMK 56095 & 56267, Ziama Forest south of Sérédou: Malweta village, W. Böhme coll. 6–26 Oct. 1993; ZFMK 56267, same locality, W. Bützler coll. Nov. 1993; ZFMK 82160, Diécké Forest (7.35 N; 8.51 W), M.A. Bangoura & M.-O. Rödel coll. 27 Nov. 2003, photographic voucher from Mt. Béro (Fig. 17).





Fig. 17. *Dipsadoboa unicolor* from Mt. Béro (Photo: M.-O. Rödel).

Remarks: ZFMK 56095 and 56267, two males, prove their identity as true *D. unicolor* by having 70 and 75 undivided subcaudals respectively (Rasmussen 1993, 1994). They are strikingly differently coloured, ZFMK 56095 being dark bluish-green, and ZFMK 56267 light green (meanwhile light bluish in preservative).

*Hapsidophrys lineata* Fischer, 1856

Material examined: ZFMK 56089, between Macenta and Sérédou, W. Bützler coll. 25 Oct. 1993.

Remarks: The adult, roadkilled specimen is headless.

*Hapsidophrys smaragdina* (Schlegel, 1837)

Material examined: ZFMK 56043–046, 56149, Ziama Forest south of Sérédou: Malweta village, W. Böhme coll. 6–26 Oct 1993; ZFMK 60769, Sérédou, W. Bützler coll. June/Aug. 1995.

Remarks: Collected by R. Pujol at Sérédou before (Condamin 1959), but – remarkably – not listed for the Mt. Nimba area (Ineich 2003).

*Meizodon coronatus* (Schlegel, 1837)

Material examined: ZFMK 56133, N'Zérékoré, H. Olsen coll. ca. 1950.

Remarks: This specimen from N'Zérékoré was donated to ZFMK by the women responsible for the Olsen collection in 1993. For the taxonomic and nomenclatural con-

fusion between this and the following species see Roux-Estève (1969) and below.

*Meizodon regularis* Fischer, 1856

Material examined: ZFMK 56113–115, 56261, south of Sérédou: Malweta village, ZFMK 56260, Sérédou, W. Böhme coll. 6–26 Oct. 1993.

Remarks: Roux-Estève (1969) revised the West African portion of the genus and reached the conclusion that *M. coronatus* and *M. regularis* are two distinct species with broadly overlapping ranges, a view corroborated by Schätti (1985). She listed also several Guinean localities for this species she had found in various collections in the course of this work. These localities are spread all over Guinea. Böhme (2000) and Ineich (2003), not citing Roux-Estève (1969) referred to Angel et al. (1954 b) who had listed all his specimens still under *M. coronatus*. Therefore, Böhme (2000) erroneously believed his specimens to be new for Guinea, while Ineich (2003) could recheck the MNHN material and was able to quote *M. coronatus* sensu Angel (1954 b) as a partial chresonym of *M. regularis*.

*Philothamnus carinatus* (Andersson, 1901)

Material examined: ZFMK 56265, Ziama Forest south of Sérédou: Malweta village, W. Böhme coll. 6–26 Oct. 1993; ZFMK 57230, Ziama Forest: Gboda village, W. Bützler coll. Feb. 1994.

Remarks: identification verified by B. Hughes, July 1994.

*Philothamnus heterodermus* (Hallowell, 1857)

Material examined: ZFMK 56138–139, Ziama Forest south of Sérédou: Malweta village, W. Böhme coll. 8–26 Oct. 1993; ZFMK 58623, Sérédou, W. Bützler coll. Aug./Nov. 1994; ZFMK 82172, Mt. Béro (8.08 N; 8.34 W), M.A. Bangoura & M.-O. Rödel coll. 30 Nov. 2003.

*Philothamnus irregularis* (Leach, 1819)

Material examined: ZFMK 82177, Mt. Nimba area: Mt. Tò (7.39 N; 8.29 W), M.A. Bangoura & M.-O. Rödel coll. 21 Nov. 2003.

*Thelotornis kirtlandii* (Hallowell, 1844)

Material examined: ZFMK 60767, Zياما Forest near Sérédou, W. Bützler coll. June/Aug. 1995.

Remarks: Recorded by Villiers (1950, 1954) and Angel et al. (1954 b) from Mt. Nimba (Ineich 2003). ZFMK 60767 seems to be the first Guinean specimen found outside the Mt. Nimba range and has been mentioned and figured already by Riquier & Böhme (1996). The species was also found by Rödel & Bangoura (2006) in Diécké Forest.

*Thrasops occidentalis* Parker, 1940

Material examined: ZFMK 56033, Sérédou, road in primary forest, W. Böhme coll. 6–26 Oct. 1993.

Remarks: This specimen had a largely digested and thus unidentifiable anuran in its stomach. Moreover, it was mentioned as a first country record by Böhme (2000) who overlooked, however, the record from Dalaba by Villiers (1950). From 1986–1990 the species was also found in the Mt. Nimba region of Guinea and Liberia (Ineich 2003).

*Toxicodryas blandingii* (Hallowell, 1844)

Material examined: ZFMK 54889, Sérédou (in house), H. Vierhaus coll. 4 Aug. 1992; ZFMK 56031–032, Sérédou, agricultural area, W. Böhme coll. 6–26 Oct. 1993; ZFMK 56040, Sérédou, road in primary forest, W. Böhme coll. 6–26 Oct. 1993; 56277–278, Zياما Forest south of Sérédou: Malweta village, W. Bützler coll. Nov. 1993.

Remarks: ZFMK 56032 had two weaverbirds in its stomach. The species is very common at and around the former Nimba research station (1000 m asl.).

*Toxicodryas pulverulentus* (Fischer, 1856)

Material examined: ZFMK 56039, Sérédou, W. Böhme coll. 6–26 Oct. 1993; ZFMK 58625–626, same locality, W. Bützler coll. Aug./Nov. 1994; 60768 and 62178, same locality, W. Bützler coll. June/Aug. 1995 and Aug./Nov. 1995 respectively.

Remarks: Two specimens had food items in their stomach: ZFMK 56039 several mice, and ZFMK 58265 a lizard (*Agama agama* complex).

**Natricidae***Afonatrix anoscopus* (Cope, 1861)

Material examined: ZFMK 56049–079, Zياما Forest south of Sérédou, Malweta village, W. Böhme coll. 6–26 Oct. 1993; ZFMK 56256, Sérédou (Mt. d'antenne), ZFMK 56268–276 Malweta village, W. Bützler coll. Nov. 1993; ZFMK 58609, Zياما Forest west of Sérédou: Soundédou, W. Bützler coll. Apr. 1994; ZFMK 82158: Diécké Forest (7.31 N; 8.50 W), M.A. Bangoura & M.-O. Rödel coll. 27 Nov. 2003.

Remarks: *A. anoscopus* is one of the most common snakes in SE Guinea. We recorded them in small streams of almost all forests, i.e. in the Pic de Fon area, Diécké, and on Mt. Nimba. The most common colour morph is uniform brown (Fig. 18) to brilliant reddish, fewer individuals have yellowish brown bodies with black ocular spots (Fig. 19). This species proved to be eudominant in the snake community of Zياما Forest: 42 specimens were collected, followed by the two next-common species (*Crotaphopeltis hotamboeia* and *Natriciteres variegata*) with just ten and nine individuals respectively (see Böhme 2000). Because of this sample size of the Zياما population, some morphological and nutritional data gathered from this series seem to be useful:

– Size: snout-vent length 14.6–45.5 cm, mean 35.54; tail length 4.6–15.9 cm, mean 11.6 cm. Largest specimen is a female (ZFMK 56074): 60.4 cm.

– Scapulation: Dorsals around midbody 23 in all but two (ZFMK 56063, 56079, which both have 25) specimens; ventrals 139–151; subcaudals 64–82; anal divided in 36 specimens, entire in 4. Lateral keeling of subcaudals distinct in 36 specimens, indistinct in 4, and lacking in 2; supralabials 9 on both sides of head in 33 specimens, 8–9 (left/right side of head) in 2, and 9–10 in 3.

– Colour pattern: 32 specimens have a marked pattern of black spots arranged in longitudinal rows on a lighter ground colouration; in two specimens, the spots are indistinct, and in eight instances, they are lacking, the respective individuals being unicoloured.

– Taxonomy: Angel (1932) synonymized *Helicops gendrii* Boulenger, 1910: type locality “Labé, French Guinea” with *Tropidonotus anoscopus* Cope, 1861 (type locality Liberia, but Villiers (1950) used the name *Natrix a. gendrii* (Boulenger, 1910 for the Guinean populations to distinguish them from the nominotypic *N. a. anoscopus* (Cope, 1861: type locality Liberia). The few morphometric data published so far from West Africa show that the variability of this widely distributed snake only within





Fig. 18. *Afronatrix anoscopus*, unicoloured specimen from Mt. Nimba (Photo: C. Brede).



Fig. 19. *Afronatrix anoscopus*, patterned specimen from Pic de Fon (Photo: C. Brede).

Guinea exceeds that of our series in most of the data taken. A modern revision including also the central African populations seems highly desirable.

– Nutrition: Of the 42 specimens from Zياما Forest, only three individuals had full stomachs (with fishes), viz. ZFMK 56066 (*Aplocheilichthys schioetzi*), 56076 (*Kribia cf. uana*), and 56275 (*Aplocheilichthys schioetzi* and unidentifiable frog remains).

#### *Grayia smithii* (Leach, 1818)

Material examined: ZFMK 56036, adult female, south of Sérédou: Malweta village, W. Böhme coll. 6–26 Oct. 1993; photographic voucher: a big, light-coloured road-killed specimen from the road between Sérédou and Zoboroma, W. Bützler phot. March 1995.

Remarks: This specimen had several fishes (*Tilapia (Coptodon) sp.n.?*) in its stomach. The bad shape of the fishes from the stomach of this snake does not allow a precise identification, but it seems likely that they belong to an undescribed species (J. Freyhof, pers. comm.).

Another big female of this species, likewise from Malweta village, was left for the PROGERFOR teaching collection at Sérédou.

#### *Natriciteres variegata* (Peters, 1861)

Material examined: ZFMK 56097–099, Zياما Forest south of Sérédou: Malweta village, W. Böhme coll. 6–26 Oct. 1993; ZFMK 56257–258, Sérédou, W. Bützler coll. Nov. 1993; ZFMK 56262–263, Malweta village, W. Bützler coll. Nov. 1993; ZFMK 58622 and 60579, Sérédou, W. Bützler coll. Aug./Nov. 1994 and Jan./Apr. 1995 respectively.

Remarks: With nine specimens the third most common snake species in WB's Zياما Forest survey.

#### Psammophiidae

##### *Psammophis phillipsi* (Hallowell, 1844)

Material examined: ZFMK 56047, Zياما Forest south of Sérédou: Malweta village, W. Böhme coll. 6–26 Oct. 1993; ZFMK 60792, Sérédou, W. Bützler coll. June/Aug. 1995.

Remarks: Both specimens have the ventrals shaded with grey, thus representing the true, forest-dwelling *P. phillipsi*. Moreover, the smaller specimen is dorsally unicoloured which is also characteristic. *P. cf. phillipsi*, often referred to as *P. sibilans* in West Africa, has a striped juvenile dress which fades in adults of this savanicolous species (Böhme et al. 1996).

**Atractaspididae***Aparallactus lineatus* (Peters, 1870)

Material examined: ZFMK 56100, Ziam Forest south of Sérédou: Malweta village, W. Böhme coll. 6–26 Oct. 1993.

Remarks: The validity of this species and its specific distinctness from *A. niger* was proven by Wallach (1994), lastly based on the sympatric occurrence of both species “from the same rainforest locality” near Mt. Nimba. Here, again both species are recorded from the same forest locality (Malweta village, see below).

*Aparallactus modestus* (Günther, 1859)

Material examined: ZFMK 56105, Ziam Forest south of Sérédou: Malweta village, W. Böhme coll. 6–26 Oct. 1993; ZFMK 82157, Diécké Forest (N 7.35; W 8.12), M.A. Bangoura & M.-O. Rödel coll. 21/23 Nov. 2003 (Fig. 20).

Remarks: At Malweta village, next to *A. lineatus* and *A. niger*, the sympatric occurrence of the third congener is proven.



Fig. 20. *Aparallactus modestus*, ZFMK 82157, from Diécké Forest (Photo: M.-O. Rödel).

*Aparallactus niger* Boulenger, 1897

Material examined: ZFMK 56101–102, Ziam Forest south of Sérédou: Malweta village, W. Böhme coll. 6–26 Oct. 1993; ZFMK 56266, same locality, W. Bützler coll.

Nov. 1993; ZFMK 60565, Sérédou, W. Bützler coll. Jan./Apr. 1995.

Remarks: See above under *A. lineatus*.

*Atractaspis irregularis* (Reinhardt, 1843)

Material examined: ZFMK 56106–108, Ziam Forest south of Sérédou: Malweta village, W. Böhme coll. 6–26 Oct. 1993; ZFMK 58624, Sérédou, W. Bützler coll. Aug./Nov. 1994.

Remarks: Ineich (2003) listed several specimens from the IFAN and MNHN collections from localities in the Mt. Nimba range, but did not include *A. aterrima* in his paper, although Rasmussen (2005) found several vouchers of this last named species in both collections.

*Polemon acanthias* (Reinhardt, 1860)

Material examined: ZFMK 56103–14, Ziam Forest south of Sérédou, W. Böhme coll. 6–26 Oct. 1993; ZFMK 56259, Sérédou (“Mt. d’Antenne”), W. Bützler coll. Nov. 1993; ZFMK 60567, Sérédou, W. Bützler coll. Jan./Apr. 1995; ZFMK 62176, same locality, W. Bützler coll. Nov./Dec. 1995.

Remarks: The road-killed specimen ZFMK 60567 contained a *Cynisca* cf. *liberiensis* (see above).

**Elapidae***Dendroaspis viridis* (Hallowell, 1844)

Material examined: ZFMK 54890–891, Sérédou, H. Vierhaus coll. 4 Aug. 1992; ZFMK 56034–035, Sérédou, W. Böhme coll. 2–26 Oct. 1993.

Remarks: *D. viridis* proved to be quite common in Sérédou and was regularly observed in the compound of PROGERFOR.

*Naja melanoleuca* Hallowell, 1857)

Material examined: ZFMK 56091–092, juvs., Ziam Forest south of Sérédou: Malweta village; ZFMK 62177, Ziam Forest near Sérédou, W. Bützler coll. Nov./Dec. 1995.



Remarks: Recorded by Rödel & Bangoura (2006) also from Diécké Forest.

*Naja nigricollis* Reinhardt, 1843

Material examined: ZFMK 56037: Sérédou. W. Bützler coll. 1991/92.

Remarks: Rödel & Bangoura (2006) listed this species also from Mt. Béro.

*Pseudohaje nigra* Günther, 1858

Material examined: ZFMK 56134, N'Zérékoré, ex coll. H. Olsen, received Oct. 1993.

Remarks: Ineich (2003), based on David & Ineich (1999), claimed that the presence of this species in Guinea was still uncertain although it was likely to occur, due to a MNHN specimen from the Liberian part of Mt. Nimba (Ineich 2003). However, both Roman (1976: "On possède en collection un exemplaire de N'Zérékoré, Guinée") and Böhme (2000: based on ZFMK 56134) had reported *P. nigra* already from Guinea.

## Viperidae

*Atheris chlorechis* (Pel, 1851)

Material examined: ZFMK 56109–110, Ziama Forest south of Sérédou: Malweta village, W. Böhme coll. 2–26 Oct. 1993; ZFMK 82174, Mt. Béro, M.A. Bangoura & M.-O. Rödel coll. 5 Dec. 2003.

Remarks: Known in Guinea from the Mt. Nimba area (Villiers 1950, Angel et al. 1954 b, Ineich 2003), but also already reported from Sérédou (Condamin 1959). A Mt. Nimba specimen is depicted in Fig. 21.

*Bitis arietans* Merrem, 1820

Material examined: Photographic voucher by MOR from Pic de Fon, 1600 m.

Remarks: Apart from the altitude, this photographic record (Fig. 22) is remarkable because it shows a dorsal pattern where the light chevron marks typical for this species vanish already after the first half of the body, passing grad-



Fig. 21. *Atheris chlorechis* from Mt. Nimba (Photo: C. Brede).

ually into subquadrangular light spots. The same pattern type is seen in the photographic voucher from Kissidougou mentioned above and seems to be commoner in West Africa than a chevron-mark pattern along the entire body as it is typical for eastern and southern African populations.



Fig. 22. *Bitis arietans*, specimen from Pic de Fon, 1600 m, note the restriction of chevron pattern to the anterior half of body (Photo: M.-O. Rödel).

*Bitis nasicornis* (Shaw, 1802)

Material examined: ZFMK 56038, Sérédou, W. Bützler coll. 1991/92. A further specimen was photographed in Ziama by CB in 2010.

*Bitis rhinoceros* (Schlegel, 1855)

Material examined: ZFMK 56126, between Sérédou and Macenta, W. Böhme & W. Bützler coll. 23. Oct. 1993.



Remarks: Only the skin with head and tail inside of this big male (total length 105 cm) could be preserved in alcohol. A photographic record was made in the Fouta Djallon by CB (Labé/Daralabe/Forêt Kokoulo), an extreme western locality for this species.

*Causus maculatus* (Hallowell, 1842)

Material examined: ZFMK 56093, Ziama Forest south of Sérédou, W. Böhme coll. 6–26 Oct. 1993; ZFMK 60771 and 62179–180, Sérédou, W. Bützler coll. June/Aug. 1995 and Nov./Dec. 1995 respectively.

Remarks: Recorded by Rödel & Bangoura (2006) also from Déré Forest (Fig. 23).



Fig. 23. *Causus maculatus* from Déré Forest (Photo: M.-O. Rödel).




Fig. 24. *Osteolaemus tetraspis* killed by local hunter near Malweta village, Ziama Forest (Photo: W. Bützler).

## Crocodylia Crocodylidae

Represented in West Africa by three species, for which the slender-snouted species *Mecistops cataphractus* was reported to occur in the Baffing (= Bafing) river, upper Senegal river) by Klaptoz (1913). The Western Nile Crocodile (*Crocodylus suchus*) (see Schmitz et al. 2003) is savanicolous and was said to be common in the drier parts of the country.

*Osteolaemus tetraspis* (Cope, 1861)

Material examined: voucher photograph.

Remarks: The existence of the dwarf crocodile in Ziama Forest is proven by a photograph by W. Bützler (Fig. 24) taken near Sérédou in summer 1993. A particular site where the species was observed near Malweta is shown in Fig. 25. According to Villiers (1958), this species is



Fig. 25. Habitat near Malweta village where *O. tetraspis* was observed (Photo: W. Böhme).



characteristic for the “forêts guinéennes” – Rödel & Bangoura (2006) recorded it from Diécké Forest – but also for gallery forests in the savanna, e.g. near Kérouané in Upper Guinea. Waitkuwait (1986, 1988, 1989) mentioned for Guinea the rivers Kourai, Sankarani, Boa, Bafing and Mafou of which only Boa and Bafing belong to the hydrographic system of the SE Guinean forest area.

Very recently, Eaton et al. (2009) challenged the conspecificity of West African dwarf-snouted crocodiles with typical *O. tetraspis* from the Ogooué basin (Gabon).

**Acknowledgements.** First of all, WB wants to express his gratitude to Dr. Wilfried Bützler, Göttingen, in the early nineties head of PROGERFOR, Conakry, for having invited him as a so-called short term expert to Guinée forestière to do an inventory of the herpetological fauna of the classified forests Zياما and Diécké. Dr. Bützler provided indispensable hospitality and logistic help, but took also part in the acquisition of valuable voucher material, even continuing these contributions in the subsequent years. Dr. Henning Vierhaus, Soest, having been a short term expert for small mammals for PROGERFOR, also provided advice and voucher material. The necessary permits for exporting the collected specimens were kindly provided by M. Sagnah Saténin, Dép. des Eaux, Forêts et Chasses, Conakry. Some additional Guinean specimens were donated to ZFMK by Dr. Guy Kremer, Luxembourg. Taxonomic advice was provided by Dr. Barry Hughes, London, by the late Dr. Jens B. Rasmussen, Copenhagen (both for snakes), and by Dr. Andreas Schmitz, Genève (particularly for scincid lizards). Mrs. Birgit Klasen, Bonn, helped with recovering and analyzing the stomach contents of the snakes, and Dr. Jörg Freyhof, Berlin, kindly identified the fishes found in *Afronatrix* and *Grayia*. Last but not least, Ursula Bott (ZFMK Bonn) provided again her technical skills with the preparation of the manuscript. MOR and CB are in particular grateful to M. Mohamad Alhassane Bangoura, M. Joseph Doumbia, Mrs. Laura Sandberger, Dr. Annika Hillers and M. Kaman Camara for their great help during field work and/or contributing records. They likewise thank very much Conservation International, Washington D.C., Rio Tinto, bhp Billiton and the Société des Mines de Fer de Guinée and the Declining Amphibian Populations Task Force for financing (amphibian) surveys in various Guinean regions. Guinée Ecologie facilitated much some of our field trips. The ‘Ministère de l’Agriculture et des Eaux et Forêts’ and the ‘Direction Nationale pour la Protection de la Nature’, Republic of Guinea, kindly provided collecting and export permits. Last not least we thank Dr. Andreas Schmitz, Genève, for his valuable comments on the manuscript.

## REFERENCES

- Angel F (1932) Les serpents de l’Afrique occidentale française. Bulletin du Comité d’Études historiques et scientifiques de l’Afrique Occidentale Française 15: 613–858
- Angel F (1944) Un lézard nouveau du Mont Nimba (Haute Guinée française) appartenant au genre *Lygosoma*. Bulletin du Muséum national d’Histoire naturelle (2ème sér.) 16: 293–294
- Angel F, Guibé J, Lamotte M (1954 a) La Réserve Naturelle Intégrale du Mont Nimba. Fasc. II (Extrait): Lézards. Mémoires de l’Institut Français d’Afrique Noire, Dakar, 40: 371–379
- Bonn zoological Bulletin 60 (1): 35–61
- Angel F, Guibé J, Roy R (1954 b) La Réserve Naturelle Intégrale du Mont Nimba. Fasc. II (Extrait): Serpents. Mémoires de l’Institut Français d’Afrique Noire, Dakar 40: 381–402
- ATLANTA Consult (1988) Inventaire Forestier de la Guinée Forestière. Rapport Technique de Synthèse partielle de l’Mas-sif de Zياما. Unpublished Report, Hamburg, 92 pp. + 5 annexes
- Barabanov A (2008) A case of homonymy in the genus *Agama*. Russian Journal of Herpetology 15: 206
- Barnett A, Prangley M, Hayman PV, Diawara D, Koman J (1994) A preliminary survey of Kounounkan Forest, Guinea, West Africa. Oryx, London 28: 269–275
- Böhme W (1994 a) Rapport sur la mission d’appui herpétologique (Expertise à court temps) dans les Forêts de Zياما et de Diécké, Guinée Forestière, Octobre 1993. Unpublished Report, Conakry (PROGERFOR), 50 pp.
- Böhme W (1994 b) Frösche und Skinke aus dem Regenwaldgebiet Südost-Guineas, Westafrika. I. Einleitung; Pipidae, Arthroleptidae, Bufonidae. Herpetofauna, Weinstadt 16: 11–19
- Böhme W (1994 c) Frösche und Skinke aus dem Regenwaldgebiet Südost-Guineas, Westafrika. II. Ranidae, Hyperoliidae, Scincidae; faunistisch-ökologische Bewertung. Herpetofauna, Weinstadt 16: 6–16
- Böhme W (2000) Diversity of a snake community in a Guinean rainforest (Reptilia, Serpentes. In: Rheinwald G (Ed.), Isolated vertebrate communities in the tropics: Proceedings of the 4th International Symposium in Bonn, 400 pp. Bonner zoologische Monographien 46: 69–78
- Böhme W, Meinig H, Rödel M-O (1996) New records of amphibians and reptiles from Burkina Faso and Mali. British Herpetological Society Bulletin 56: 7–26
- Böhme W, Schmitz A, Ziegler T (2000) A review of the West African skink genus *Cophoscincopus* Mertens (Reptilia: Scincidae: Lygosominae): resurrection of *C. simulans* (Vaillant, 1884) and description of a new species. Revue Suisse de Zoologie, Genève 197: 777–791
- Böhme W, Wagner P, Malonza P, Lötters S, Köhler J (2005) A new species of the *Agama agama* group (Squamata: Agamidae) from western Kenya, East Africa, with comments on *Agama lionotus* Boulenger, 1896. Russian Journal of Herpetology 12: 143–150
- Böhme W, Ziegler T (1997) A taxonomic review of the *Varanus (Polydaedalus) niloticus* (Linnaeus, 1766) species complex. Herpetological Journal, London 7: 155–162
- Boulenger GA (1910) Descriptions of four new African snakes in the British Museum. Annals and Magazines of Natural History, London, 5 (8th ser.) 512–513
- Branch WR, Rödel M-O (2003) Herpetological survey of the Haute Dodo and Cavally forests, western Ivory Coast, Part II: Trapping results and reptiles. Salamandra 39: 21–38
- Brandstätter F (1996) *Die Sandrennmatern*. Magdeburg (Westarp Wissenschaften) & Heidelberg (Springer) 142 pp.
- Chabanaud P (1916) Énumération des ophidiens non encore étudiés de l’Afrique Occidentale, appartenants aux collections du Muséum, avec la description des espèces et des variations nouvelles. Bulletin du Muséum d’Histoire naturelle, Paris 22: 362–382
- Chabanaud P (1917) Énumération des reptiles non encore étudiés de l’Afrique Occidentale, appartenants aux collections du Muséum, avec la description des espèces nouvelles. Bulletin du Muséum d’Histoire naturelle, Paris 23: 83–105
- Chabanaud F (1918) Étude complémentaire de deux *Agama* de l’Afrique Occidentale et description de quatre espèces nouvelles de reptiles de la même région. Bulletin du Muséum d’Histoire naturelle, Paris 24: 104–112



- Chabanaud P (1920) Contribution à l'étude de la faune herpétologique. Note préliminaire sur les résultats d'une mission scientifique en Guinée française (1919–1920). Bulletin du Comité d'Études historiques et scientifiques de l'Afrique Occidentale Française 1920: 489–497
- Chabanaud P (1921) Contribution à l'étude de la faune herpétologique de l'Afrique Occidentale, 2ième note. Bulletin du Comité d'Études historiques et scientifiques de l'Afrique Occidentale Française 1921: 445–472
- Chippaux J-P (2001) *Les serpents d'Afrique occidentale et centrale*. Lyons, IRD Éditions 292 pp.
- Condamine M. (1959) Serpents récoltés à Sérédou (Guinée) par R. Pujol. Bulletin de l'Institut Français d'Afrique Noire, Dakar, (sér. A) 21: 1351–1366
- David O, Ineich I (1999) Les serpents venimeux du monde: systématique et répartition. Dumerilia, Paris 3: 3–499
- Eaton MJ, Martin A, Thorbjarnarson J, Amato G (2009) Species-level diversification of African dwarf crocodiles (genus *Osteolaemus*): A geographic and phylogenetic perspective. Molecular Phylogenetics and Evolution, Amsterdam 50: 496–506
- Gans C (1987) Studies on amphibiaenians (Reptilia). 7. The small round-headed species (*Cynisca*) from western Africa. American Museum Novitates, New York 2896: 1–84
- Golay P, Smith HM, Broadley DG, Dixon JR, McCarthy C, Rage J-C, Schätti B, Toriba M (1993) *Endoglyphs and other major venomous snakes of the world. A checklist*. Geneva (Azemiops S.A.) xv+478 pp.
- Gramentz D (2005) *Die Nilweichschildkröte Trionyx triunguis*. Frankfurt/Main (Ed. Chimaira) 166 pp.
- Grandison AGC (1956) On a collection of lizards from West Africa. Bulletin de l'Institut Français d'Afrique Noire, Dakar (sér. A) 28: 224–244
- Greenbaum E, Carr JL (2005) The herpetofauna of Upper Niger National Parc, Guinea, West Africa. Scientific Papers of the Natural History Museum of the University of Kansas 37: 1–21
- Henle K, Böhme W (2003) A new species of *Hemidactylus* (Squamata: Gekkonidae) from West Africa, and comments on species hitherto confused with *H. muriceus*. African Journal of Herpetology 52: 23–38
- Herrmann H-W, Böhme W, Euskirchen O, Herrmann PA, Schmitz A (2005) African biodiversity hotspots: the reptiles of Mt. Nlonako, Cameroon. Revue Suisse de Zoologie, Genève 112: 1045–1069
- Hillers A, Bangoura MA, Loua NS, Rödel M-O (2006) Inventaire rapide des amphibiens et des reptiles dans la région de Boké dans le nord-ouest de la Guinée. – pp. 59–64; Rapid survey of amphibians and reptiles in the Boké region, northwestern Guinea. – pp. 131–136, appendices/annexes 5–7: pp. 178–181, In: Wright HE, McCullough J, Diallo, MS (eds.): Un inventaire biologique rapide de la préfecture de Boké dans le nord-ouest de la Guinée/A rapid biological assessment of Boké Préfecture, northwestern Guinea. RAP Bulletin of Biological Assessment 41/Bulletin RAP d'Évaluation Rapide 41, Conservation International, Washington D.C. 190 pp.
- Hillers A, Loua N-S, Rödel M-O (2008a) Assessment of the distribution and conservation status of the viviparous toad *Nimbaphrynoides occidentalis* on Monts Nimba, Guinea. Endangered Species Research 5: 13–19
- Hillers A, Loua N-S, Rödel M-O (2008b) A preliminary assessment of the amphibians of the Fouta Djallon, Guinea, West Africa. Salamandra 44: 113–122
- Hillers A, Zimkus B, Rödel M-O (2008c) A new *Phrynobatrachus* (Amphibia: Anura: Phrynobatrachidae) from north-western Guinea, West Africa. Zootaxa 1815: 43–50
- Ineich I (2003) Contributions à la connaissance de la biodiversité des régions afro-montagnardes: les Reptiles du Mont Nimba. In: Lamotte M, Roy R (Eds.) Le peuplement animal du Mont Nimba (Guinée, Côte d'Ivoire, Libéria). Mémoires du Muséum National d'Histoire naturelle, Paris 190: 597–637
- Joger U (1979) Zur Ökologie und Verbreitung wenig bekannter Agamen Westafrikas (Reptilia: Sauria: Agamidae). Salamandra, Frankfurt am Main 15: 31–52
- Joger U (1980) Eine neue Art der Gattung *Tarentola* (Reptilia: Sauria: Gekkonidae) aus Westafrika. Amphibia-Reptilia, Wiesbaden 1: 137–147
- Joger U, Lambert MK (2002) Inventory of amphibians and reptiles in SE Senegal, including the Niokolo-Koba National Park, with observations on factors influencing diversity. Tropical Zoology, Firenze 15: 165–185
- Klaptocz A (1913) Reptilien, Amphibien und Fische aus Französisch-Guinea. Zoologische Jahrbücher für Systematik, Jena 34: 279–290
- Lamotte M (1983) The undermining of Mount Nimba. Ambio 12: 144–179
- Lamotte M, Aguesse P, Roy R (1962) Données quantitatives sur une biocénose ouest-africaine: la prairie montagnarde du Nimba (Guinée). Terre et Vie, Paris 1962: 351–370
- Mocquard F (1902) Sur des reptiles et batraciens de l'Afrique Orientale anglaise, du Gabon et de la Guinée française. Bulletin du Muséum National d'Histoire Naturelle, Paris 8: 404–417
- Mocquard F (1905) Description de deux espèces de reptiles. Bulletin du Muséum National d'Histoire Naturelle, Paris 11: 288–290
- Mocquard F (1908) Description de quelques reptiles et d'un batracien nouveaux de la collection du Muséum. Bulletin du Muséum National d'Histoire Naturelle, Paris 14: 259–262
- Parker HW (1939) Résultats scientifiques des croisières du Navire-École Belge "Mercator". V. Reptilia et Amphibia. Mémoires du Musée Royal d'Histoire Naturelle de Belgique, Bruxelles (2) 15: 85–90
- Perret JL (1973) Contribution à l'étude des "*Panaspis*" (Reptilia, Scincidae) d'Afrique occidentale avec la description de deux espèces nouvelles. Revue Suisse de Zoologie, Genève 80: 595–630
- Porembski S, Barthlott W, Dörrstock S, Biedinger N (1994) Vegetation of rock outcrops in Guinea: granite inselbergs, sandstone table mountains and ferricretes – remarks on species numbers and endemism. Flora, Jena 189: 315–329
- Porembski S, Biedinger N, Dörrstock S (1995) Zur Vegetation Guineas unter besonderer Berücksichtigung der Inselbergflora. Natur und Museum, Frankfurt am Main 125: 143–154
- Pritchard R (1979) *Encyclopedia of turtles*. Hongkong (T.F.H. Publ. Inc. Ltd.) 895 pp.
- Rasmussen JB (1989) A taxonomic review of the *Dipsadoboa duchesnii* complex. Bonner zoologische Beiträge 40: 249–264
- Rasmussen JB (1993) A taxonomic review of the *Dipsadoboa unicolor* complex, including a phylogenetic analysis of the genus (Serpentes, Dipsadidae, Boiginae). Steenstrupia, København 19: 129–196
- Rasmussen JB (1994) Studier over afrikanske, furetandede traesnoges (slaegten *Dipsadoboa*'s), taxonomi, fylogeni og zoogeografi (Serpentes, Dipsadidae, Boiginae). København (Universitetets Zoologiske Museum) 16 pp.
- Rasmussen JB (2005) A review of the slender stiletto snake, *Atractaspis aterrima* Günther, 1863 (Serpentes Atractaspididae). Tropical Zoology, Firenze 18: 137–148
- Riquier M, Böhme W (1996) Bemerkungen zu Verbreitung und geographischer Variation sowie zu Freileben und Haltung der



- Lianennatter, *Thelotornis kirtlandii* (Hallowell, 1844). Herpetofauna, Weinstadt 18: 27–34
- Rödél M-O, Bangoura MA (2004a) A conservation assessment of amphibians in the Forêt Classée du Pic de Fon, Simandou Range, southeastern Republic of Guinea, with the description of a new *Ammirana* species (Amphibia Anura Ranidae). Tropical Zoology, Firenze 17: 201–232
- Rödél M-O, Bangoura MA (2004b) Rapid survey of amphibians and reptiles in the Forêt Classée du Pic de Fon, Guinea. pp. 51–60; Évaluation rapide des amphibiens et des reptiles dans la Forêt Classée du Pic de Fon, Guinée. – pp. 151–164, appendices/annexes 3–5: pp. 232–237, In: McCullough J. (Ed.): A rapid biological assessment of the Forêt Classée du Pic de Fon, Simandou Range, South-eastern Republic of Guinea/Une évaluation biologique rapide de la Forêt Classée du Pi de Fon, chaîne du Simandou, Guinée. RAP Bulletin of Biological Assessment 35/Bulletin RAP d'Évaluation Rapide 35, Conservation International, Washington D.C. 248 pp.
- Rödél M-O, Bangoura MA (2006) Un inventaire herpétologique de trois forêts classées dans le sud-est de la République de Guinée. – pp. 53–58; A herpetological survey of Déré, Diécké and Mt. Béro classified forests, southeastern Guinea. – pp. 153–158, appendices/annexes 5–7: pp. 229–235, In: Wright HE, McCullough J, Alonso LE, Diallo MS (Eds.): Une évaluation biologique rapide de trois forêts classées du sud-est de la Guinée/A rapid biological assessment of three classified forests in southeastern Guinea. RAP Bulletin of Biological Assessment 40/Bulletin RAP d'Évaluation Rapide 40, Conservation International, Washington D.C. 249 pp.
- Rödél M-O, Bangoura MA, Böhme W (2004) The amphibians of the south-eastern Republic of Guinea (Amphibia: Gymnophiona, Anura). Herpetozoa, Wien 17: 99–118
- Rödél M-O, Grabow K, Böckheler C, Mahsberg D (1995): Die Schlangen des Comoé-Nationalparks, Elfenbeinküste (Reptilia: Squamata: Serpentes). Stuttgarter Beiträge zur Naturkunde, Serie A 528: 1–18
- Rödél M-O, Kouadio K, Mahsberg D (1999) Die Schlangenfau-na des Comoé-Nationalparks, Elfenbeinküste: Ergänzungen und Ausblick. Salamandra, Rheinbach 35: 165–180
- Rödél M-O, Mahsberg D (2000) Vorläufige Liste der Schlangen des Tai-Nationalparks/Elfenbeinküste und angrenzender Gebiete. Salamandra, Rheinbach 36: 25–38
- Rödél M-O, Sandberger L, Doumbia J, Hillers A (2009) Revalidation of *Phrynobatrachus maculiventris* Guibé & Lamotte, 1958 and description of its aposematic coloured tadpole. African Journal of Herpetology 58: 15–27
- Rödél M-O, Sandberger L, Penner J, Mané Y, Hillers A (2010) The taxonomic status of *Hyperolius spatzi* Ahl, 1931 and *Hyperolius nitidulus* Peters, 1875 (Amphibia: Anura: Hyperoliidae). Bonn zoological Bulletin 57: 177–188
- Roman B (1976) Serpents mortels de l'Ouest Africain. Les Journées scientifiques du Centre national de coordination des études et recherches sur la nutrition et l'alimentation, Paris 6: 1–56
- Roux-Estève R (1969) Étude comparée de *Meizodon coronatus* (Schlegel) et de *Meizodon regularis* Fischer (Colubridés – Serpentes). Bulletin du Muséum National d'Histoire Naturelle, Paris 2ème sér., 41: 395–409
- Roux-Estève R (1974) Révision systématique des Typhlopidae d'Afrique (Reptilia, Serpentes). Mémoires du Muséum National d'Histoire Naturelle, Paris (Nouvelle Série) (A) 87: 1–313
- Schätti B (1985) Systematics of East African species of *Meizodon* Fischer, 1856 (Reptilia Serpentes Colubridae). Monitore Zoologico Italiano, Firenze, n.s., Suppl. 20: 149–175
- Schätti B, Trape J-F (2008) *Bamanophis*, a new genus for the West African colubrid *Periops dorri* Lataste, 1888 (Reptilia: Squamata: Colubridae). Revue Suisse de Zoologie, Genève 115: 595–615
- Schmitz A, Mausfeld P, Hekkala E, Shine T, Nickel H, Amato G, Böhme W (2003) Molecular evidence for species-level divergence in African Nile crocodiles *Crocodylus niloticus* (Laurenti, 1786). Comptes Rendus Palevol, Paris 2: 703–712
- Spawls S, Branch WR (1995) The dangerous snakes of Africa: Natural history, species directory, venom and snakebite. Sani-bel/Florida (Curtis Books) 192 pp
- Stoll F (2008) Taxonomie afrikanischer Skinke: Morphologie und Variation von *Trachylepis affinis* und *Trachylepis perrotetii* (Reptilia; Squamata; Scincidae). MSc Thesis, TU Darmstadt 128 pp.
- Trape J-F, Baldé C (2006) Geographic distribution. *Haemorrhois dorri* (Boie's racer). Herpetological Review 37: 362
- Trape J-F, Mané Y (2006 a) Le genre *Dasypeltis* Wagler (Serpentes: Colubridae) en Afrique de l'Ouest: description de trois espèces et d'une sous-espèce nouvelles. Bulletin de la Société Herpétologique Française, Paris 119: 27–56
- Trape J-F, Mané Y (2006 b) *Guide des serpents d'Afrique occidentale. Savane et désert*. Paris (IRD éd.) 226 pp
- Ullénbruch K, Grell O, Böhme W (2010) Reptiles from southern Benin, West Africa, with the description of a new *Hemidactylus* (Gekkonidae), and a country-wide checklist. Bonn zoological Bulletin 57: 31–54
- Villiers A (1950) La collection de serpents de l'Institut Français d'Afrique Noire, Dakar (Institut Français d'Afrique Noire) 155 pp.
- Villiers A (1954) La collection de serpents de l'Institut Français d'Afrique Noire, Dakar (Acquisitions 1953). Bulletin de l'Institut Français d'Afrique Noire, Dakar (A) 16: 1234–1247
- Villiers A (1958) Tortues et crocodiles d'Afrique Noire française. Initiations africaines, Dakar (IFAN) 15: 1–354
- Wagner P, Böhme W (2009) On the nomenclatural status of *Agama cristata* Mocquard, 1905; a reply to A. Barabanov (2008). Russian Journal of Herpetology 16: 161–162
- Wagner P, Ineich I, Lcaché A, Wilms T, Trape S, Böhme W, Schmitz A (2009) Studies on African *Agama* VI. Taxonomic status of the West African *Agama* (Sauria: Agamidae) with prominent tail crests: *Agama boulengeri* Lataste, 1886, *Agama insularis* Chabanaud and *Agama cristata* Mocquard, 1905. Bonner zoologische Beiträge 56: 239–254
- Waitkuwait WE (1986) Contribution à l'étude des crocodiles de l'Afrique de l'ouest. Nature et Faune, Abidjan 1
- Waitkuwait WE (1988) Untersuchungen zur Erhaltung und Bewirtschaftung von Krokodilen in der Republik Côte d'Ivoire (Westafrika). PhD thesis, Universität Heidelberg 279 pp.
- Waitkuwait WE (1989) Present knowledge on the West African slender-snouted crocodile, *Crocodylus cataphractus* Cuvier, 1824 and the West African dwarf crocodile, *Osteolaemus tetraspis* Cope, 1861. Pp. 260–275 in: Crocodiles, their ecology, management and conservation. Gland (IUCN).
- Wallach V (1994) *Aparallactus lineatus* (Peters) and *Aparallactus niger* Boulenger: two valid species from West Africa. Journal of Herpetology 28: 95–99
- Welch KG (1982) Herpetology of Africa: A checklist and bibliography of the orders Amphisbaenia, Sauria and Serpentes. Malabar/Florida (Krieger Publishing Company) 293 pp.
- Wermuth H, Mertens R (1961) Liste der Schildkröten, Krokodile und Brückenechsen (reprinted 1995, with an addendum by FJ Obst). Jena (Gustav Fischer) 506 pp.
- Witte GF, Laurent R (1947) Révision d'un groupe de Colubridae africains. Genres *Calamelaps*, *Miodon*, *Aparallactus* et

formes affines. Mémoires du Musée Royal d'Histoire naturelle de Belgique (2) 29: 1–134

## Appendix I

### Checklist of reptiles known from the Republic of Guinea

The following checklist does not aim to revise all following genus and species names. Some are adapted to modern use, but original use of the respective author's name is added. Only in case of small spelling differences e.g. *Chamaeleon* vs. *Chamaeleo*, *Dendraspis* vs. *Dendroaspis*, *smythii* vs. *smithii* etc. the original spelling has not been added. Quite a number of species identifications from the literature had to be taken *bona fide*, because a reinvestigation of old vouchers which might be necessary in view of more recent revisions is beyond the scope of this list.

Only references giving locality data were included but not those just enumerating only the country of occurrence, except in such cases where no other and more detailed mentioning of the Republic of Guinea is made (see e.g. Welch 1982, Golay et al. 1993, Spawls & Branch 1995, David & Ineich 1999). A special problem is that the old reference "Guinea" or "Guinée" can also refer to Ghana (David & Ineich 1999).

The families below are arranged systematically, with alphabetical order of genera and species within families.

### Pelomedusidae

– *Pelomedusa subrufa* – Greenbaum & Carr (2005): PN Haut Niger (1st country record); Fouta Djallon, Pita/Hore Binti, N 10°51'21.3", W 12°32'40.2", photo records, C. Brede.

– *Pelusios castaneus* – Ineich (2003): Mt. Nimba; Greenbaum & Carr (2005): Kouroussa; PN Haut Niger; Hillers et al. (2006): Kolaboui.

– *Pelusios* sp. – Chabanaud (1921): Kérouané (= *P. castaneus* ??).

### Testudinidae

– *Kinixys belliana* – Greenbaum & Carr (2005): PN Haut Niger.

– *Kinixys erosa* – Ineich (2003): Mt. Nimba; Rödel & Bangoura (2006): Diécké Forest; this paper: Sérédou, Macenta.

– *Kinixys homeana* – Chabanaud (1921): N'Zébéla (as *Cinixys homeana*).

### Trionychidae

– *Trionyx triunguis* – Greenbaum & Carr (2005): PN Haut Niger (1st country record); this paper: Ziama Forest.

### Agamidae

– *Agama agama* complex – Klaptocz (1913): Conakry, Dubreka, Mamou, Dabola, Tinkisso Betaja (as *A. colonorum*); Chabanaud (1921): "Très commun partout" (as *A. colonorum*); Angel et al. (1954 a): several localities in Mt. Nimba range; Grandison (1956): Mt. Nimba (see also Ineich 2003); Greenbaum & Carr (2005): PN Haut Niger; Rödel & Bangoura (2004b): Pic

de Fon/Simandou range; Rödel & Bangoura (2006): Déré an Diécké Forests, Mt. Béro; Hillers et al. (2006): Kolaboui, Sangarédi; this paper.

– *Agama cristata* – Mocquard (1905): "Pays Sankaran" (on MNHN label: "Bomancsco, Sankaran"); Chabanaud (1921): Sankaran. – Note: We regard the name *A. maria* nomen nov. Barabanov (2008) as invalid. Reasons are given by Wagner & Böhme (2009). We also disagree with Barabanov's (2009) view to locate "Pays Sankaran" in Mali rather than in Guinea.

– *Agama insularis* – Chabanaud (1918) Los Islands off Conakry; Parker (1939): Los Islands; Wagner et al. (2009): Kinkon water falls; Kindia (Pastoria station).

– *Agama sankaranica* – Chabanaud (1921): "Pays Sankaran" (see above under *A. cristata*), N'Zébéla; Rödel & Bangoura (2006): Mt. Béro.

### Chamaeleonidae

– *Chamaeleo gracilis* – Klaptocz (1913): Dabola; Chabanaud (1921): Kérouané, Beyla; Ineich (2003): Mt. Nimba; Greenbaum & Carr (2005): PN Haut Niger; Rödel & Bangoura (2006): Mt. Béro; Hillers et al. (2006): Rio Kapatchet (Kamsar), Sangarédi; this paper: Kindia; Ziama Forest.

– *Chamaeleo senegalensis* – Chabanaud (1921): Beyla; Grandison (1956): Koundara; Rödel & Bangoura (2004b): Pic de Fon/Simandou range; this paper: Kindia; Fouta Djallon, Labé/Saala, N 11°17'13.9", W 12°30'13.5", photo record, C. Brede; Pic de Fon/Simandou range, M.A. Bangoura, C. Brede, M.-O. Rödel.

### Eublepharidae

– *Hemitheconyx caudicinctus* – Mocquard (1908): Kouroussa (as *Psilodactylus caudicinctus*); Grandison (1956): Kankan; Greenbaum & Carr (2005): PN Haut Niger.

### Phyllodactylidae

– *Tarentola parvicarinata* – Joger (1980): "nördliches Guinea"; this paper: Dabola/ Kouffo, Fouta Djallon, photo record C. Brede. – Note: The gecko on Fig. 26 was captured but not collected, but its habitus and (phalangeal) foot structure strongly suggest its allocation to *Tarentola parvicarinata*. This photographic voucher is the second country record of the genus and the first with precise locality data. Remarkably, it was found in a gallery forest habitat where it lived on stones offering it good camouflage.

### Gekkonidae

– *Cnemaspis occidentalis* – Ineich (2003): Mt. Nimba, Ziéla, Nzo; this paper.

– *Hemidactylus angulatus* – Klaptocz (1913): Conakry, Mamou; Chabanaud (1921): Conakry, Kérouané, Beyla (as *H. brookii*); Grandison (1956): Kankan, Mamou (as *H. brookii angulatus*); Greenbaum & Carr (2005): PN Haut Niger; Rödel & Bangoura (2006): Diécké Forest (as *H. brookii*).





**Fig. 26.** *Tarentola parvicarinata* from Fouta Djallon Mts., W Guinea (Photo: C. Brede).

– *Hemidactylus fasciatus* – Rödel & Bangoura (2006): Diécké Forest; this paper; Mt. Nimba, photo record, C. Brede.

– *Hemidactylus mabouia* – Rödel & Bangoura (2006): Diécké Forest; this paper.

– *Hemidactylus muriceus* – Henle & Böhme (2003): Diécké Forest; Rödel & Bangoura (2004b): Pic de Fon/ Simandou range; Rödel & Bangoura (2006): Diécké Forest and Mt. Bérou; this paper; Mt. Nimba, photo records, C. Brede, M.-O. Rödel.

– *Hemidactylus* sp. (aff. *mabouia*): Coyah (this paper). – Note: Three specimens of this *Hemidactylus* similar to *H. mabouia* were captured but not collected on October 2, 1993 at the very beginning of WB's mission. They were active at night on the stony walls of huts in a small tourist resort in the tidal zone NE of Conakry. Despite our expectation, they were not found again, and a later comparison of the photographs revealed that they are different from *H. mabouia*, not only by the lack of the fine, wavy dorsal crosslines (which are lacking also in some other "mabouia" populations, e.g. in Benin, see Ullenbruch et al. 2010) but also by the presence of two pairs of two large, darkened saddle-like flecks separated by a light middorsal line (Fig. 27 & 28). Moreover, the lowermost flank tubercles were more strongly developed than in *H. mabouia* (see Figs.). We regard this common gecko to represent an undescribed species.

#### Lacertidae

– *Heliobolus nitidus* – Klaptocz (1913): Iryan on the Niger (as *Eremias nitida*).

– *Holaspis guentheri* – Angel et al. (1954 a): 3 places in the Mt. Nimba area; this paper: N'Zérékoré; near Sérédou.

#### Scincidae

– *Cophoscincopus durus* – Grandison (1956): Mt. Nimba; Ineich 2003); Mt. Nimba; Rödel & Bangoura (2006): Diécké Forest; this paper.

– *Cophoscincopus greeri* – Böhme (1994 c): Mt. Nimba (as *C. simulans*); Böhme et al. 2000: Mt. Nimba; Ineich 2003: Mt. Nimba; this paper.

– *Cophoscincopus simulans* – Chabanaud (1921): N'Zérékoré, N'Zérékoré (as *Lygosoma simulans*); Böhme (1994 c, Böhme

et al. 2000): Ziama Forest near Sérédou; Ineich 2003); Mt. Nimba; Rödel & Bangoura (2006): Déré and Diécké Forests and Mt. Bérou; this paper.

– *Lepidothyris fernandi* – Chabanaud (1921): N'Zérékoré (as *Lygosoma (Riopa) fernandi*); Grandison (1956): Mt. Nimba (as *Riopa fernandi*); Ineich (2003); Mt. Nimba (as *Lygosoma fernandi*).

– *Panaspis nimbensis* – Angel et al. (1954 a): Mt. Nimba; Böhme (1994 c): Sérédou; Ineich (2003): Mt. Nimba; this paper.

– *Panaspis togoensis* – Chabanaud (1917, 1921); Type locality "Haute Guinée française" (as *Paralygosoma monneti*, syn. fide J.L. Perret & A. Schmitz, pers. comm.); Greenbaum & Carr



**Fig. 27–28.** *Hemidactylus* sp. (n.?) from Coyah, SW Guinea (Photos: W. Böhme).



(2005): PN Haut Niger (*L. "africanum"* in Chabanaud (1921: Kankan, Kérouané) certainly refers to this species).

– *Trachylepis affinis* – Klaptoez (1913): Conakry, Mamou, Konkouré, Iryan (as *Mabuia raddonii*); Chabanaud (1921): Kérouané, Beyla, Macenta, N'Zébéla, N'Zérékoré, Diécké, Sanikolé (as *M. raddonii*); Grandison (1956): Mt. Nimba (as *Mabuya blandigii*); photo record, C. Brede; Böhme (1994 c): Ziama Forest (as *M. affinis*); Ineich (2003, as *Euprepis affinis*): Mt. Nimba; Rödel & Bangoura (2004b): Pic de Fon/Simandou range (as *Mabuya affinis*); Greenbaum & Carr (2005): PN Haut Niger; Hillers et al. (2006): Kolaboui, Rio Kapatchet (Kamsar), Sangarédi (as *Mabuya affinis*); this paper.

– *Trachylepis albilabris* – Angel et al. (1954 a, as *Mabuya Blandigii*), Hoogmoed (1974, as *M. affinis*), Ineich (2003, as *Euprepis albilabris*): several localities in the Mt. Nimba area; Rödel & Bangoura (2006): Déré & Diécké Forests and Mt. Béro (as *Mabuya affinis*).

– *Trachylepis keroanensis* – Chabanaud (1921): Kérouané (as *Mabuia perroteti* var. *keroanensis* ssp. n. – Note: The two syntypes MNHN 1921.0323–0324 are strikingly different from *T. perroteti* (see Stoll 2008 and Fig. 29) and seem to belong to the elongate, short-legged *T. buettneri* Matschie, 1910/*T. sudanensis* Schmidt, 1919 complex sensu Hoogmoed 1974, which is under review by WB and coworkers).

– *Trachylepis maculilabris* – Chabanaud (1921): Kérouané, Macenta, N'Zébéla, N'Zérékoré, Beyla, Diécké Forest, Sanikolé (as *Mabuya maculilabris*); Angel et al. (1954 a, as *M. Blandigii* and *M. polytropis* (in part.)); Grandison (1956): Mt. Nimba (as *Mabuya n. maculilabris*); Böhme (1994 c): Ziama Forest (as *M. maculilabris*); Ineich (2003, as *Euprepis maculilabris*): Mt. Nimba; this paper.

– *Trachylepis perroteti* – Klaptoez (1913): Conakry, Mamou (as *Mabuia perroteti*) Chabanaud (1921): Kankan, Beyla (as *M. per-*



**Fig. 29.** Syntypes of *Trachylepis keroanensis* Chabanaud, from Kérouane (MNHN 9121.0323–0324), a valid species of the *T. buettneri/sudanensis* group (Photo: W. Böhme).

*roteti*); Fouta Djallon, Labé/Daralabe mountain, N 11°13'36.9", W 12°16'53.2", photo record, C. Brede.

– *Trachylepis quinquetaeniata* – Klaptoez (1913): Tinkisso near Dabola (as *Mabuia quinquetaeniata*).

### Amphisbaenidae

– *Cynisca* cf. *liberiensis* – Angel et al. (1954 a): Mt. Nimba; this paper: Ziama Forest.

### Varanidae

– *Varanus exanthematicus* – Klaptoez (1913): "am Niger"; Greenbaum & Carr (2005): PN Haut Niger.

– *Varanus niloticus* – Chabanaud (1921): everywhere common; Greenbaum & Carr (2005): PN Haut Niger; Hillers et al. (2006): Kolaboui, Rio Kapatchet (Kamsar), Sangarédi; Fouta Djallon, Pita/Hore Binti, N 10°51'04.8", W 12°31'14.1", photo record (Fig. 30) C. Brede.

– *Varanus ornatus* – Chabanaud (1921): the former statement of this author implies this species also to be present in the forest region (as *V. niloticus*); Ineich (2003): Mt. Nimba; Rödel & Bangoura (2004b): Pic de Fon/Simandou range; this paper: Sérédou, Ziama Forest, Diécké Forest.

### Leptotyphlopidae

– *Leptotyphlops bicolor* – Trape & Mané (2006): on grid map but without specific locality.

– *Rhinoleptus koniagui* – Trape & Mané (2006): on grid map but without specific locality.

### Typhlopidae

– *Typhlops liberieusis* – Mocquard (1902): Kouroussa; Villiers (1954), Angel et al. (1954 b): Mt. Nimba (as *T. (p.) punctatus*); Roux-Estève (1974): Mt. Nimba (as *T. p. liberieusis*); Böhme (2000): Djani River nr. N'Zébéla, N'Zérékoré (as *T. p. liberieusis*); Ineich (2003): Mt. Nimba; this paper.

– *Typhlops manni* – Guibé (1952), Angel et al. (1954 b), Ineich (2003): Mt. Nimba. (all three papers refer to the single holotype of *T. angeli* Guibé, 1952 which was synonymized with *T. manni* by Roux-Estève 1974, see Ineich 2003).

– *Typhlops punctatus* – Chabanaud (1921): N'Zérékoré; Villiers (1950): Dalaba; Condamin (1959): Sérédou; Greenbaum & Carr (2005): PN Haut Niger.

### Pythonidae

– *Python regius* – Trape & Mané (2006): on grid map but without specific locality .

– *Python sebae* – Chabanaud (1921): Macenta; Villiers (1954), Angel et al. (1954 b), Ineich (2003: Mt. Nimba; Rödel & Bangoura (2004b): Pic de Fon/Simandou range; Greenbaum & Carr (2005): PN Haut Niger; this paper: Mt. Nimba (Fig.13).

### Boidae

– *Calabaria reinhardtii* – Böhme (2000): Sérédou (1st country record); Ineich (2003): Mt. Nimba (Ziéla); this paper.



**Lamprophiidae**

– *Bothrophthalmus lineatus* – Chabanaud (1921): N'Zérékoré; Villiers (1954), Angel et al. (1954 b, as *B. l. lineatus*): Mt. Nimba; Condamin (1959): Sérédou; Böhme (2000): Ziama Forest; Ineich (2003): Mt. Nimba (as *B. l. lineatus*); Rödel & Bangoura (2006): Diécké Forest; this paper.

– *Chamaelycus fasciatus* – Chabanaud (1921): N'Zérékoré (as *Lycophidion fasciatum*), Villiers (1954), Angel et al. (1954 b): Mt. Nimba (as *Oophilositum fasciatum*); Ineich (2003): Mt. Nimba.

– *Gonionotophis granti* – Trape & Mané (2006 b): on grid map but without specific locality.

– *Gonionotophis kliugi* – Villiers (1954), Angel et al. (1954 b), Ineich (2003): Mt. Nimba

– *Hormonotus modestus* – Villiers (1954), Angel et al. (1954 b), Ineich (2003): Mt. Nimba.

– *Lamproplis fuliginosus* – Klaptoecz (1913): Konkouré (as *Boodon fuliginosus*); Villiers (1950), Angel et al. (1954 b): Mt. Nimba (as *Boaedon fuliginosus*); Böhme (2000): Ziama Forest; Ineich (2003): Mt. Nimba; this paper.

– *Lamproplis lineatus* – Villiers (1950): Mamou (as *Boaedon lineatus*); Villiers (1954), Angel et al. (1954 b): Mt. Nimba (as *B. lineatus*); Böhme (2000): Ziama Forest; Ineich: Mt. Nimba; this paper.

– *Lamproplis olivaceus* – Chabanaud (1921): Diécké Forest (as *Boodon olivaceus*); Angel et al. (1954 b): Mt. Nimba (as *Boaedon olivaceus*); Böhme (2000): Ziama Forest; Ineich (2003): Mt. Nimba; Hillers et al. (2006): Rio Kapatchez, Kamsar; this paper.

– *Lamproplis virgatus* – Chabanaud (1921): N'Zébéla, N'Zérékoré (as *Boodon virgatus*); Villiers (1950), Angel et al. (1954 b): Mt. Nimba (as *Boaedon virgatus*); Condamin (1959): Sérédou; Böhme (2000): Ziama Forest; Ineich (2003): Mt. Nimba; this paper.



**Fig. 30.** *Varanus uiloticus*, juvenile specimen from the Fouta Djallon range, W Guinea (Photo: C. Brede).

– *Lycophidion albomaculatum* – Trape & Mané (2006 a): on grid map but without specific locality.

– *Lycophidion irroratum* – Villiers (1954), Angel et al. (1954 b): Mt. Nimba (as *L. capense* (in part)); Trape & Mané (2006): Kindia.

– *Lycophidion nigromaculatum* – Angel et al. (1954 b): Mt. Nimba (as *L. irroratum* (in part)); Ineich (2003): Mt. Nimba.

– *Lycophidion semicinatum* – Villiers (1950), Angel et al. (1954 b): Mt. Nimba; Trape & Mané (2006 b): on grid map but without specific locality.

– *Mehelya crossi* – Trape & Mané (2006 b): on grid map but without specific locality.

– *Mehelya guirali* – Böhme (2000): Ziama Forest; Ineich (2003): Mt. Nimba; this paper.

– *Mehelya poensis* – Chabanaud (1921): near N'Zébéla (as *Simocephalus poensis*); Villiers (1950, 1954), Angel et al. (1954 b): Mt. Nimba; Böhme (2000): Ziama Forest; Ineich (2003): Mt. Nimba; this paper.

– *Mehelya stenophthalmus* – Villiers (1954), Angel et al. (1954 b): Mt. Nimba; Böhme (2000): Ziama Forest; Ineich (2003): Mt. Nimba; this paper.

**Colubridae**

– *Bamanophis dorri* – Trape & Baldé (2006): Kalekouré (as *Haemorrhois dorri*); Schätti & Trape (2008): Kalekouré.

– *Crotaphopeltis hippocrepis* – Trape & Mané (2006 b): Kindia.

– *Crotaphopeltis hotamboeia* – Mocquard (1902): Kouroussa (as *Leptodira hotamboeia*); Chabanaud (1921): Macenta, Diécké Forest (as *L. hotamboeia*); Condamin (1959): Sérédou; Böhme (2000): Ziama Forest; Greenbaum & Carr (2005): PN Haut Niger; Trape & Mané (2006 b): Labé; this paper.

– *Dasypeltis confusa* – Greenbaum & Carr (2005): PN Haut Niger (as *D. scabra*); Trape & Mané (2006 a): Kilissi, Kouroumaya, Kalekouré, Foulaya, Friguiagbé, Camarabunyi, Seffan, Madina, Hamdalaye, Sankalabadou, Dalakan.

– *Dasypeltis gansi* – Trape & Mané (2006 a, b): on grid map but without specific locality, despite all (but only non-Guinean) localities listed in Trape & Mané (2006 a).

– *Dasypeltis fasciata* – Böhme (2000): Ziama Forest; Ineich (2003): Mt. Nimba; Trape & Mané (2006 a): this paper.

– *Dasypeltis* cf. *scabra* – Mocquard (1902): Kouroussa; Ineich (2003) and this paper: Mt. Nimba; Trape & Mané (2006 a): Dalakan.

– *Dipsadoboa brevirostris* – Chabanaud (1921): N'Zérékoré, Diécké Forest (as *Leptodira guineensis*); Rödel & Bangoura (2006): Mt. Béro; Hillers et al. (2006): Sangarédi; this paper.

– *Dipsadoboa* sp.? – Mocquard (1902): Kouroussa (as *L. pobe-guini*).

– *Dipsadoboa underwoodi* – Angel et al. (1954 b): Mt. Nimba (as *D. unicolor*); Rasmussen (1993), Ineich (2003): Mt. Nimba.

– *Dipsadoboa unicolor* – Klaptoecz (1913): Mamou; Chabanaud (1921): Macenta, N'Zérékoré; Villiers (1950): Dalaba; Villiers

(1954), Angel et al. (1954 b): Mt. Nimba; Böhme (1994 a): Ziama Forest; Ineich (2003): Mt. Nimba; Rödel & Bangoura (2006): Diécké Forest; this paper.

– *Dipsadoboa viridis* – Villiers (1954), Angel et al. (1954 b): Mt. Nimba (as *D. elongata*); Ineich (2003): Mt. Nimba.

– *Dipsadoboa weileri* – Angel et al. (1954 b): Mt. Nimba (as *D. unicolor* (part)); Ineich (2003): Mt. Nimba.

– *Dispholidus typus* – Chabanaud (1921): N'Zébéla; Villiers (1950): Dalaba; Ineich (2003): Mt. Nimba; Trape & Mané (2006 b): Kindia.

– *Hapsidophrys smaragdina* – Chabanaud (1921): Macenta, N'Zérékoré (as *Gastropyxis smaragdina*) Condamin (1959): Sérédou (as *G. smaragdina*); Böhme (2000): Ziama Forest (as *G. smaragdina*); this paper.

– *Hapsidophrys lineata* – Chabanaud (1921): N'Zébéla, Diécké; Angel et al. (1954 b), Böhme (2000): Ziama Forest; Ineich (2003): Mt. Nimba; this paper.

– *Meizodon coronatus* – Mocquard (1902): Koroussa (als *Coronella coronata*); Villiers (1950): Dalaba; Condamin (1959): Sérédou; Roux-Estève (1969): Sambailo, Kouroussa; Böhme (2000): N'Zérékoré; Greenbaum & Carr (2005): PN Haut Niger.

– *Meizodon regularis* – Angel et al. (1954 b) Mt. Nimba (as *M. coronatus* (? in part); Roux-Estève (1969): Kérouané, Beyla, Fouta Djallon, Dalaba, Coyah, Sérédou, Mt. Nimba; Böhme (2000): Ziama Forest; Ineich (2003): Mt. Nimba; this paper.

– *Philothamnus carinatus* – Villiers (1954), Angel et al. (1954 b): Mt. Nimba (as *P. heterodermus carinatus*); Böhme (2000): Ziama Forest; Ineich (2003): Mt. Nimba; this paper.

– *Philothamnus heterodermus* – Chabanaud (1921): N'Zébéla (as *Chlorophis heterodermus*); Villiers (1950): Mt. Nimba (as *C. heterodermus*); Villiers (1954), Angel et al. (1954): Mt. Nimba (as *P. h. heterodermus*); Greenbaum & Carr (2005): PN Haut Niger; Rödel & Bangoura (2006): Mt. Béro; this paper.

– *Philothamnus irregularis* – Villiers (1954), Angel et al. (1954 b): Mt. Nimba (as *P. i. irregularis*); Ineich (2003): Mt. Nimba; Rödel & Bangoura (2004b): Pic de Fon/Simandou range; Greenbaum & Carr (2005): PN Haut Niger; this paper.

– *Philothamnus semivariatus* – Klaptoz (1913): Dubreka; Condamin (1959): Sérédou.

– *Telescopus variegatus* – Greenbaum & Carr (2005): PN Haut Niger.

– *Thelotornis kirtlandii* – Villiers (1950), Angel et al. (1954 b), Ineich (2003): Mt. Nimba; Riquier & Böhme (1996): Ziama Forest; Ineich (2003): Mt. Nimba; Rödel & Bangoura (2006): Diécké Forest; this paper.

– *Thrasops occidentalis* – Villiers (1950): Dalaba; Böhme (2000): Ziama Forest; Ineich (2003): Mt. Nimba; Trape & Mané (2006): N'Zérékoré; this paper.

– *Toxicodryas blandingii* – Chabanaud (1921): Macenta, N'Zébéla, Diécké Forest (as *Dipsadomorphus blandingii*) Villiers (1954), Angel et al. (1954 b): Mt. Nimba (as *Boiga blandingii*); Condamin (1959): Sérédou (as *B. blandingii*); Böhme (2000): Ziama Forest; Ineich (2003): Mt. Nimba (as *B. blandingii*); Greenbaum & Carr (2005): PN Haut Niger; Trape & Mané (2006): N'Zérékoré; this paper; Mt. Nimba, this paper.

– *Toxicodryas pulverulentus* – Chabanaud (1921): Macenta (as *Dipsadomorphus pulverulentus*); Villiers (1954), Angel et al. (1954 b), Ineich (2003): Diécké Forest; Mt. Nimba (as *Boiga pulverulenta*); this paper: east of Guéckédou, Ziama Forest.

## Natricidae

– *Afronatrix anoscopus* – Boulenger (1910): Labé (as *Helicops gendrii* sp. n.); Klaptoz (1913): Mamou (as *Tropidonotus ferox*); Chabanaud (1921): Macenta, N'Zébéla, N'Zérékoré (as *T. ferox*); Villiers (1950): Dalaba, Mt. Nimba (as *Natrix anoscopus gendrii*); Villiers (1954): Mt. Nimba (as *N. anoscopus*); Condamin (1959): Sérédou (as *N. anoscopus*); Böhme (2000): Ziama and Diécké Forests; Ineich (2003): Mt. Nimba; Rödel & Bangoura (2004b): Pic de Fon/Simandou range; Rödel & Bangoura (2006): Diécké Forest; this paper; Pic de Fon/Simandou range (Rödel & Bangoura 2004b), this paper.

– *Amblyodipsas unicolor* – Trape & Mané (2006): on grid map but without specific locality.

– *Grayia smithii* – Klaptoz (1913): Dabola; Chabanaud (1921): N'Zébéla, N'Zérékoré; Villiers (1950): Mt. Nimba; Condamin (1959): Sérédou; Böhme (2000): Ziama Forest; Ineich (2003): Mt. Nimba; Greenbaum & Carr (2005): PN Haut Niger; Trape & Mané (2005): Djani River; this paper.

– *Grayia tholloni* – Trape & Mané (2006 b): on grid map but without specific locality.

– *Natriciteres variegata* – Mocquard (1902): Kouroussa (als *Mizodon variegatus*); Chabanaud (1921): Macenta, N'Zébéla, N'Zérékoré (as *Tropidonotus variegatus*); Villiers (1950, 1954), Angel et al. (1954 b): Mt. Nimba (as *Neusterophis variegatus*); Condamin (1959): Sérédou (as *Neusterophis variegatus*); Böhme (2000): Ziama Forest; Ineich (2003): Mt. Nimba; Greenbaum & Carr (2005) PN Haut Niger; Trape & Mané (2006): N'Zérékoré.

## Psammophiidae

– *Psammophis lineatus* – Villiers (1950): Dalaba; Trape & Mané (2006 b): Kindia.

– *Psammophis praeornatus* – Mocquard (1902): Kouroussa; Greenbaum & Carr (2005): PN Haut Niger.

– *Psammophis elegans* – Greenbaum & Carr (2005): PN Haut Niger.

– *Psammophis* cf. *phillipsii* – Mocquard (1902): Kouroussa (as *P. sibilans*); Klaptoz (1913): Dubreka (as *P. sibilans*); Chabanaud (1921): Macenta, N'Zébéla, N'Zérékoré, Diécké Forest (as *P. sibilans*); Villiers (1954), Angel et al. (1954 b): Mt. Nimba (as *P. sibilans phillipsii*); Brandstätter (1996), Ineich (2003): Mt. Nimba; this paper (Kissidougou).

– *Psammophis phillipsii* – Villiers (1950, 1954), Angel et al. (1954 b): Mt. Nimba (as *P. sibilans phillipsii*); Condamin (1950): Sérédou (as *P. sibilans phillipsii*); this paper.

– *Rhamphiophis oxyrhynchus* – Trape & Mané (2006): on grid map, but without specific locality.



**Atractaspididae**

– *Aparallactus lineatus* – Villiers (1950, 1954), Angel et al. (1954 b), Wallach (1994): Mt. Nimba; Böhme (2000): Ziama Forest; Ineich (2003): Mt. Nimba; this paper: Ziama Forest.

– *Aparallactus modestus* – Condamin (1959): Sérédou; Ineich (2003): Mt. Nimba; Rödel & Bangoura (2006): Diécké; this paper.

– *Aparallactus niger* – Chabanaud (1917): Sampouyara (as *Rouleophis chevalieri*); Chabanaud (1921): Kérouane, Beyla, N'Zérékore, Diécké Forest; Villiers (1950): Dalaba; Angel et al. (1954 b): Mt. Nimba; Condamin (1959): Sérédou; Wallach (1994): Mt. Nimba; Ineich (2003): Mt. Nimba; this paper.

– *Atractaspis irregularis* – Condamin (1959): Sérédou; this paper.

– *Atractaspis aterrima* – Mocquard (1906): Conakry; Chabanaud (1921): Dixine; Rasmussen (2005): Mt. Nimba; Trape & Mané (2006 b): on grid map but without specific localities. Not listed by Ineich (2003).

– *Polemon acanthias* – Villiers (1954), Angel et al. (1954 b): Mt. Nimba (as *Miodon acanthias*); Condamin (1959): Sérédou (as *M. acanthias*); Ineich (2003): Mt. Nimba; this paper: Ziama Forest.

– *Polemon bocourti* – Angel et al. (1954): Mt. Nimba (but not mentioned by Ineich (2003)).

– *Prosymna greigerti* – Trape & Mané (2006): on grid map but without specific locality.

– *Prosymna meleagris* – Trape & Mané (2006): on grid map but without specific locality.

**Elapidae**

– *Dendroaspis polylepis* – Greenbaum et al. (2003): PN Haut Niger; Trape & Mané (2006): Kindia.

– *Dendroaspis viridis* – Klaptocz (1913): Konkouré; Chabanaud (1921): N'Zébéla, N'Zérékoré; Villiers (1950), Angel et al. (1954 b): Mt. Nimba; Condamin (1959): Sérédou; Böhme (2000): Ziama Forest; Ineich (2003): Mt. Nimba; Greenbaum et Carr (2005): PN Haut Niger; Trape & Mané (2006): Kindia; this paper.

– *Elapsoidea semiannulata* – Greenbaum & Carr (2005): PN Haut Niger.

– *Elapsoidea trapei* – Trape & Mané (2006): on grid map but without specific locality. – Note: We are not yet fully convinced of the taxonomic distinctness of this species.

– *Naja haje* – Trape & Mané (2006): on grid map but without specific locality.

– *Naja katiensis* – Trape & Mané (2006): on grid map but without specific locality.

– *Naja melanoleuca* – Chabanaud (1921): Macenta, N'Zébéla, N'Zérékoré; Villiers (1950), Angel et al. (1954 b): Diécké Forest, Mt. Nimba; Condamin (1959), Böhme (2000): Sérédou; Ineich (2003): Diécké Forest, Mt. Nimba; Rödel & Bangoura (2004b): Pic de Fon/Simandou range; Rödel & Bangoura (2006): Diécké Forest; Trape & Mané (2006): Kindia; this paper.

– *Naja nigricollis* – Mocquard (1902): Kouroussa; Villiers (1950), Angel et al. (1954 b): Mt. Nimba; Condamin (1959): Sérédou; Böhme (2000): Ziama Forest; Ineich (2003): Mt. Nimba; Rödel & Bangoura (2004b): Pic de Fon/Simandou range; Greenbaum & Carr (2005): PN Haut Niger; Rödel & Bangoura (2006): Mt. Béro; this paper.

– *Pseudohaje nigra* – Roman (1976): N'Zérékoré; Böhme (2000): Diécké Forest; this paper.

**Viperidae**

– *Atheris chlorechis* – Chabanaud (1921): Macenta; Villiers (1950), Angel et al. (1954 b): Mt. Nimba; Condamin (1959): Sérédou; Böhme (2000): Ziama Forest; Ineich (2003): Mt. Nimba; Rödel & Bangoura (2006): Déré Forest; this paper: Mt. Nimba, photo record C. Brede.

– *Bitis arietans* – Klaptocz (1913): “Kampement am Niger”; Rödel & Bangoura (2004b): Pic de Fon/Simandou range; Greenbaum & Carr (2005): PN Haut Niger; Hillers et al. (2006): Rio Kapatchez, Kamsar; this paper: Kissidougou.

– *Bitis nasicornis* – Chabanaud (1921): Macenta, N'Zébéla, N'Zérékoré; Villiers (1954), Angel et al. (1954 b): Mt. Nimba; Condamin (1959): Sérédou; Böhme (2000): Ziama and Diécké Forests, this paper; Ineich (2003): Mt. Nimba; this paper.

– *Bitis rhinoceros* – Chabanaud (1921): Macenta, N'Zérékoré, Diécké Forest (as *B. gabonica*); Villiers (1950): Dalaba (as *B. gabonica*); Villiers (1954), Angel et al. (1954 b): Mt. Nimba (as *B. gabonica*); Condamin (1959): Sérédou (as *B. g. rhinoceros*); Greenbaum & Carr (2005): PN Haut Niger (as *B. gabonica*); Böhme (2000): between Macenta and Sérédou, Diécké Forest (as *B. gabonica*); Ineich (2003): Mt. Nimba; Rödel & Bangoura (2004b): Pic de Fon/Simandou range (as *B. gabonica*); Rödel & Bangoura (2006): Fouta Djallon, Labé/Daralabe/Forêt Kokoulo; this paper.

– *Causus lichtensteinii* – Condamin (1959): Sérédou; Ineich (2003): Mt. Nimba.

– *Causus maculatus* – Mocquard (1902): Kouroussa (as *C. rhombeatus*); Chabanaud (1921): Macenta, N'Zébéla, N'Zérékoré, Diécké Forest (as *C. rhombeatus*); Villiers (1950): Dalaba, Mamou, Mt. Nimba (as *C. rhombeatus*); Angel et al. (1954 b): Mt. Nimba (as *C. rhombeatus*); Böhme (2000): Ziama and Diécké Forests; Ineich (2003): Mt. Nimba; Greenbaum & Carr (2005): PN Haut Niger; Hillers et al. (2006): Kolaboui; Rödel & Bangoura (2006): Deéré Forest; Trape & Mané (2006): N'Zérékoré; this paper.

– *Echis ocellatus* – Trape & Mané (2006): on grid map, but without specific locality.

**Crocodylidae**

– *Crocodylus suchus* – Klaptocz (1913): Mamou, Konkouré N of Dubreka (as *C. niloticus*) Greenbaum & Carr (2005): PN Haut Niger (as *C. niloticus*).

– *Mecistops cataphractus* – Klaptocz (1913): Baffing (reported to him as “Krokodil mit spitzer Schnauze”; Chabanaud (1921): Kérouané (as *Crocodylus ctataphractus*); Greenbaum & Carr (2005): PN Haut Niger (as *C. cataphractus*).

– *Osteolaemus tetraspis* – Chabanaud (1921): Kérouané, N'Zébéla; Rödel & Bangoura (2004b): Pic de Fon/Simandou range; Rödel & Bangoura (2006): Diécké Forest; this paper.

**Appendix II****List of the fish species collected in Ziama Forest**

Along with the few fish specimens recovered from the stomachs of the (semi)aquatic snake species *Afonatrix anoscopus* and *Grayia smithii* (see above), some more fishes were collected on the occasion of the herpetological survey. They have been identified by Dr. Jörg Freyhof (formerly ZFMK Bonn, now Berlin) and are deposited in the ZFMK ichthyological collection:

**Mormyridae**

*Petrocephalus tennicandatus* (Steindachner, 1899)

**Citharinidae**

*Neolebias unifasciatus* Steindachner, 1894

**Cyprinidae**

*Barbus* cf. *traorei* Lévêque, Tengels & Thys, 1987

*Kribia* cf. *nana* (aus *Afonatrix anoscopus* ZFMK 56076)

**Schilbeidae**

*Schilbe mandibularis* (Günther, 1867)

**Amphiliidae**

*Amphilius rheophilus* Daget, 1959

**Clariidae**

*Heterobranchus longifilis* Valenciennes, 1840

**Mochokidae (Synodontidae)**

*Chiloglanis occidentalis* Pellegrin, 1933

*Synodontus* sp. (cf. *comoensis*?)

**Aplocheilidae**

*Epiplatys olbrechtsi* Poll, 1941

*Epiplatys lamottei* Daget, 1954

**Cyprinodontidae**

*Aplocheilichthys schioetzi* Scheel, 1968 (aus *Afonatrix anoscopus* ZFMK 56066 and 56275)

*Aplocheilichthys normani* Ahl, 1928

**Cichlidae**

*Tilapia (Coptodon)* sp. n. ? (aus *Grayia smithii* ZFMK 56036)

**Mastacembelidae**

*Aethiomastacembelus liberiensis* (Boulenger, 1898).

Received: 25.01.2011

Accepted: 01.03.2011

Corresponding editor: F. Herder